

## ภาคผนวก จ

เอกสารสอบเทียบเครื่องมือที่ใช้ในการตรวจวิเคราะห์

## ภาคผนวก จ-1

เอกสารสอบเทียบเครื่องมือที่ใช้ในการตรวจวิเคราะห์  
คุณภาพอากาศ ความสั่นสะเทือน และระดับเสียง

## List of Instruments Certification for Air & Noise Quality Analysis

No.	Instrument/Equipment	Parameter	Manufacturer	Model/Serial No.	Calibrator	Certification No.	Date of Calibration	Due date of Calibration	Remark
<b>Ambient</b>									
1	Orifice Transfer Standard Calibrator	Total Suspended Particulate (TSP) Particulate Matter < 10 µm (PM <sub>10</sub> )	Thermo Scientific	G25A 158M	Tisch Environmental,Inc.	05072022	5 Jul 22	4 Jul 24	-
2	U-Tube Manometer	Total Suspended Particulate (TSP) Particulate Matter < 10 µm (PM <sub>10</sub> )	Dwyer	1221-36-W/M -	Technology Promotion Association (Thailand-Japan)	22P914	11 Jul 22	10 Jul 23	-
3	U-Tube Manometer	Total Suspended Particulate (TSP) Particulate Matter < 10 µm (PM <sub>10</sub> )	Dwyer	1221-36-W/M -	Technology Promotion Association (Thailand-Japan)	23P1400	9 May 23	8 May 24	-
4	Aneroid Barometer	Total Suspended Particulate (TSP) Particulate Matter < 10 µm (PM <sub>10</sub> )	Barigo, Germany	-	Technology Promotion Association (Thailand-Japan)	22P2722	22 Jul 22	21 Jul 23	-
5	Aneroid Barometer	Total Suspended Particulate (TSP) Particulate Matter < 10 µm (PM <sub>10</sub> )	Barigo, Germany	-	Technology Promotion Association (Thailand-Japan)	23P1855	2 Jun 23	1 Jun 24	-
6	Dial Thermo-Hygrometer	Total Suspended Particulate (TSP) Particulate Matter < 10 µm (PM <sub>10</sub> )	Barigo, Germany	-	Technology Promotion Association (Thailand-Japan)	22H1589	27 Jul 22	26 Jul 23	-
7	Dial Thermo-Hygrometer	Total Suspended Particulate (TSP) Particulate Matter < 10 µm (PM <sub>10</sub> )	Barigo, Germany	-	Technology Promotion Association (Thailand-Japan)	23H1200	5 Jun 23	5 Jun 24	-
8	Vibration Meter	Vibration Level Acceleration Level	Instantel Inc.	Micromate UM12888	Calibration Laboratory Co.Ltd	Q23022492	1 Mar 23	28 Feb 24	-
9	Vibration Meter	Vibration Level Acceleration Level	Instantel Inc.	Micromate UM13368	Calibration Laboratory Co.Ltd	Q23015868	13 Feb 23	12 Feb 24	-
10	Vibration Meter	Vibration Level Acceleration Level	Instantel Inc.	Micromate UM12395	Calibration Laboratory Co.Ltd	Q23022495	1 Mar 23	28 Feb 24	-

## List of Instruments Certification for Air & Noise Quality Analysis

No.	Instrument/Equipment	Parameter	Manufacturer	Model/Serial No.	Calibrator	Certification No.	Date of Calibration	Due date of Calibration	Remark
<b>Ambient</b>									
11	Sound Level Calibrator (Acoustic Calibrator)	Calibrate Sound Level Meter	Larson Davis	CAL150 6458	Innovative Instrument Co.,Ltd.	22-ACT-371	8 Jun 22	7 Jun 23	-
12	Sound Level Calibrator (Acoustic Calibrator)	Calibrate Sound Level Meter	Larson Davis	CAL150 6695	Innovative Instrument Co.,Ltd.	23-ACT-056	20 Apr 23	19 Apr 24	-
13	Sound Level Meter	$L_{Aeq\ 1\ hr}$ , $L_{Aeq\ 24\ hr}$ , $L_{Amax}$ , $L_{A90}$ , $L_{Adn}$	Larson Davis	LxT2 0005394	Innovative Instrument Co.,Ltd.	22-ACT-034	21 Jan 22	20 Jan 24	-
14	Sound Level Meter	$L_{Aeq\ 1\ hr}$ , $L_{Aeq\ 24\ hr}$ , $L_{Amax}$ , $L_{A90}$ , $L_{Adn}$	Larson Davis	LxT2 0005395	Innovative Instrument Co.,Ltd.	22-ACT-247	1 Apr 22	31 Mar 24	-



**RECALIBRATION**
**DUE DATE:**
**July 5, 2023**

# Certificate of Calibration

**Calibration Certification Information**

Cal. Date: July 5, 2022	Rootmeter S/N: 438320	Ta: 297 °K
Operator: Jim Tisch	Pa: 750.1 mm Hg	
Calibration Model #: G25A	Calibrator S/N: 158M	

Run	Vol. Init (m3)	Vol. Final (m3)	ΔVol. (m3)	ΔTime (min)	ΔP (mm Hg)	ΔH (in H2O)
1	1	2	1	1.3240	3.2	2.00
2	3	4	1	0.9480	6.4	4.00
3	5	6	1	0.8480	7.9	5.00
4	7	8	1	0.8060	8.7	5.50
5	9	10	1	0.6670	12.7	8.00

**Data Tabulation**

Vstd (m3)	Qstd (x-axis)	$\sqrt{\Delta H \left( \frac{Pa}{Pstd} \right) \left( \frac{Tstd}{Ta} \right)}$ (y-axis)	Va	Qa (x-axis)	$\sqrt{\Delta H \left( \frac{Ta}{Pa} \right)}$ (y-axis)
0.9860	0.7447	1.4073	0.9957	0.7521	0.8899
0.9818	1.0357	1.9902	0.9915	1.0459	1.2585
0.9798	1.1554	2.2251	0.9895	1.1668	1.4071
0.9788	1.2143	2.3337	0.9884	1.2263	1.4757
0.9735	1.4595	2.8146	0.9831	1.4739	1.7798
<b>QSTD</b>	m=	<b>1.96745</b>	<b>QA</b>	m=	<b>1.23199</b>
	b=	<b>-0.05315</b>		b=	<b>-0.03361</b>
	r=	<b>0.99995</b>		r=	<b>0.99995</b>

**Calculations**

<b>Vstd</b> = $\Delta Vol((Pa-\Delta P)/Pstd)(Tstd/Ta)$	<b>Va</b> = $\Delta Vol((Pa-\Delta P)/Pa)$
<b>Qstd</b> = $Vstd/\Delta Time$	<b>Qa</b> = $Va/\Delta Time$
<b>For subsequent flow rate calculations:</b>	
<b>Qstd</b> = $1/m \left( \sqrt{\Delta H \left( \frac{Pa}{Pstd} \right) \left( \frac{Tstd}{Ta} \right)} - b \right)$	<b>Qa</b> = $1/m \left( \sqrt{\Delta H \left( \frac{Ta}{Pa} \right)} - b \right)$

**Standard Conditions**

Tstd:	298.15 °K
Pstd:	760 mm Hg
<b>Key</b>	
ΔH: calibrator manometer reading (in H2O)	
ΔP: rootmeter manometer reading (mm Hg)	
Ta: actual absolute temperature (°K)	
Pa: actual barometric pressure (mm Hg)	
b: intercept	
m: slope	

**RECALIBRATION**

US EPA recommends annual recalibration per 1998 40 Code of Federal Regulations Part 50 to 51, Appendix B to Part 50, Reference Method for the Determination of Suspended Particulate Matter in the Atmosphere, 9.2.17, page 30

Tisch Environmental, Inc.  
145 South Miami Avenue  
Village of Cleves, OH 45002

[www.tisch-env.com](http://www.tisch-env.com)

TOLL FREE: (877)263-7610

**เอกสารไม่ควบคุม**


TECHNOLOGY PROMOTION ASSOCIATION (THAILAND-JAPAN)  
CORPORATE SERVICES 3: EQUIPMENT CALIBRATION AND TESTING SERVICES  
534/4 PATTANAKARN ROAD SOI 18, SUANLUANG, SUANLUANG, BANGKOK 10250  
TEL. 0-2717-3000-24 FAX. 0-2719-9484

**Certificate of Calibration**

Certificate No. : 22P914

Page : 1 of 2

Equipment : U-Tube Manometer

Manufacturer: Dwyer

Model : 121-36-W/M

Serial No.: -

ID No.: UAE.EFM.181/2561

Condition As-Received: Used Item

Received Date: 01 July 2022

Calibration Date: 11 July 2022

Reference: 2202-0083WSC

Submitted by: United Analyst and Engineering Consultant Co.,Ltd.

Ambient Temperature: ( 23 ± 2 ) °C

Relative Humidity: ( 50 ± 15 ) %

Atmospheric Pressure: 1012 mbar

81 Soi Udomsuk 41, Sukhumvit Road, Bangchak,  
Phrakhanong, Bangkok 10260

**Procedure used:** The calibration was conducted by direct comparison method against Pressure Measuring Instruments Standard according to in-house calibration procedure CP-P04, using " DKD-R 6-1 ; Calibration of Pressure Gauges, Edition 03/2014 " as a guidelines.

**Condition of this result of calibration**

1.Reference standards instruments :

Instrument	Model	Serial No.	Certificate No.	Due Date
1) Pressure Calibrator	PC106P	1189	MP-0113-22	14 Jul 2023

2.This result of calibration was made on requested at the point specified by customer.

3.Scale and conversion factor is 1 kPa = 4.0146293 inH2O

4.This instrument was used clean air as pressure media.

5.This instrument was installed in vertical orientation and center of connector was used as the reference level.

6.The certificate is valid only to the item calibrated on date and place of calibration.

7.This Certification is traceable to the International System of Unit maintained at:-

-National Institute of Metrology Thailand (NIMT)

Calibrated by : Nopparat Phongam

Issue Date : 11 July 2022

Approved Signatory :

[ ] Phalinee Prabpaipal

[ ] Sura Suwannasri

[✓] Attapoi Panurach

**เอกสารไม่ควบคุม**  
B 0250406



Cert.No.: 22P914  
Page: 2 of 2

Result of calibration:- Without adjustment

Range : 0 inH<sub>2</sub>O to 36 inH<sub>2</sub>O

Function:- Pressure Measurement

Scale Interval : 0.1 inH<sub>2</sub>O ( The Fifth Estimate )

Increasing Pressure

UUC Indication				
Applied Pressure (inH <sub>2</sub> O)	High-port side (inH <sub>2</sub> O)	Low-port side (inH <sub>2</sub> O)	$\Delta P$ (inH <sub>2</sub> O)	Error (inH <sub>2</sub> O)
0.00	0.00	0.00	0.00	0.00
2.00	1.00	-0.98	1.98	-0.02
4.00	2.00	-1.98	3.98	-0.02
6.00	3.00	-3.02	6.02	0.02
8.00	4.00	-4.02	8.02	0.02
10.00	5.00	-5.04	10.04	0.04
12.00	6.00	-6.04	12.04	0.04
14.00	7.00	-7.06	14.06	0.06
16.00	8.00	-8.06	16.06	0.06
18.00	9.00	-9.06	18.06	0.06
20.00	10.00	-10.06	20.06	0.06
22.00	11.00	-11.08	22.08	0.08
24.00	12.00	-12.08	24.08	0.08
26.00	13.02	-13.10	26.12	0.12
28.00	14.02	-14.10	28.12	0.12
30.00	15.02	-15.10	30.12	0.12
32.00	16.02	-16.10	32.12	0.12
34.00	17.02	-17.08	34.10	0.10
35.50	17.86	-17.92	35.78	0.28

The uncertainty of measurement was  $\pm 0.11$  inH<sub>2</sub>O

\* UUC = Unit Under Calibration

\*  $\Delta P$  = High-port side - Low-port side

The reported uncertainty of measurement was based on a standard uncertainty multiplied by a coverage factor  $k = 2$ , providing a level of confidence of approximately 95 %.

-o0o-

เอกสารไม่ควบคุม  
a 1037943



TECHNOLOGY PROMOTION ASSOCIATION (THAILAND-JAPAN)  
CORPORATE SERVICES 3: EQUIPMENT CALIBRATION AND TESTING SERVICES  
534/4 PATTANAKARN ROAD SOI 18, SUANLUANG, BANGKOK 10250  
TEL. 0-2717-3000-24 FAX. 0-2719-9484

## Certificate of Calibration

Certificate No. : 23P1400  
Page : 1 of 2

Equipment : U-Tube Manometer

Manufacturer: Dwyer

Model : 1221-36-W/M

Serial No.: -

ID No.: UAE.EFM.020/2560

Condition As-Received: Used Item

Received Date: 26 April 2023

Calibration Date: 09 May 2023

Reference: 2304-0703WSC

Submitted by: United Analyst and Engineering Consultant Co.,Ltd.

Ambient Temperature: ( 23  $\pm$  2 ) °C

Relative Humidity: ( 50  $\pm$  15 ) %

Atmospheric Pressure: 1010 mbar

81 Soi Udomsuk 41, Sukhumvit Road, Bangchak,  
Phrakhanong, Bangkok 10260

Procedure used: The calibration was conducted by direct comparison method against Pressure Measuring Instruments Standard according to in-house calibration procedure CP-P04, using " DKD-R 6-1 ; Calibration of Pressure Gauges, Edition 03/2014 " as a guidelines.

### Condition of this result of calibration

1.Reference standards instruments :

Instrument	Model	Serial No.	Certificate No.	Due Date
1) Pressure Calibrator	PC106P	1189	MP-0137-22	24 Aug 2023

2.This result of calibration was made on requested at the point specified by customer.

3.Scale and conversion factor is 1 kPa = 4.0146293 inH<sub>2</sub>O

4.This instrument was used clean air as pressure media.

5.This instrument was calibrated by applied pressure to high-port (+) side and low-port (-) side open to atmospheric pressure.

6.This instrument was installed in vertical orientation and top of the pressure port was used as the reference level.

7.The certificate is valid only to the item calibrated on date and place of calibration.

8.This Certification is traceable to the International System of Unit maintained through:-

-National Institute of Metrology Thailand (NIMT)

Calibrated by : Suwit Aussarree

Issue Date : 11 May 2023

Approved Signatory :

[ ] Sura Suwannasri  
[x] Attapol Panurach

เอกสารไม่ควบคุม  
B 0314240





Cert.No.: 23P1400  
Page: 2 of 2

Result of calibration:- Without adjustment  
Function:- Pressure Measurement  
Increasing Pressure

Range : 0 inH<sub>2</sub>O to 36 inH<sub>2</sub>O  
Scale Interval : 0.1 inH<sub>2</sub>O ( The Fifth Estimate )

UUC Indication			$\Delta P$ (inH <sub>2</sub> O)	Error (inH <sub>2</sub> O)
Applied Pressure (inH <sub>2</sub> O)	High-port side (inH <sub>2</sub> O)	Low-port side (inH <sub>2</sub> O)		
0.00	0.00	0.00	0.00	0.00
2.00	1.00	-1.00	2.00	0.00
4.00	2.00	-2.00	4.00	0.00
6.00	3.00	-3.00	6.00	0.00
8.00	4.00	-4.00	8.00	0.00
10.00	5.00	-5.00	10.00	0.00
12.00	6.00	-6.00	12.00	0.00
14.00	7.02	-7.02	14.04	0.04
16.00	8.02	-8.02	16.04	0.04
18.00	9.04	-9.04	18.08	0.08
20.00	10.04	-10.04	20.08	0.08
22.00	11.02	-11.02	22.04	0.04
24.00	12.02	-12.02	24.04	0.04
26.00	13.02	-13.00	26.02	0.02
28.00	14.00	-14.00	0.00	-28.00
30.00	15.00	-15.00	30.00	0.00
32.00	16.00	-15.98	31.98	-0.02
34.00	17.00	-16.96	33.96	-0.04
35.80	18.00	-17.94	35.94	0.14

The uncertainty of measurement was  $\pm 0.11$  inH<sub>2</sub>O

\* UUC = Unit Under Calibration

\*  $\Delta P$  = High-port side - Low-port side

The reported uncertainty of measurement was based on a standard uncertainty multiplied by a coverage factor  $k = 2$ , providing a level of confidence of approximately 95 %.

-oOo-

เอกสารไม่ควบคุม  
a 1160341



TECHNOLOGY PROMOTION ASSOCIATION (THAILAND-JAPAN)  
CORPORATE SERVICES 3: EQUIPMENT CALIBRATION AND TESTING SERVICES  
534/4 PATTANAKARN ROAD SOI 18, SUANLUANG, SUANLUANG, BANGKOK 10250  
TEL., 0-2717-3000-24 FAX. 0-2719-9484



## Certificate of Calibration

Certificate No. : 22P2722  
Page : 1 of 2

Equipment : Aneroid Barometer

Manufacturer: Barigo

Model : -

Serial No. : -

ID No. : UAE.ANV.013/2547

Condition As-Received: Used Item

Received Date: 20 July 2022

Calibration Date: 22 July 2022

Reference: 2207-0584WSC

Submitted by: United Analyst and Engineering Consultant Co.,Ltd.

Ambient Temperature: (  $23 \pm 2$  ) °C

Relative Humidity: (  $50 \pm 15$  ) %

Atmospheric Pressure: 1010 mbar

81 Soi Udomsuk 41, Sukhumvit Road, Bangchak,  
Phrakhanong, Bangkok 10260

Procedure used: The calibration was conducted by direct comparison method against Pressure Measuring Instruments Standard according to in-house calibration procedure CP-P10, using " DKD-R 6-1 ; Calibration of Pressure Gauges, Edition 03/2014 " as a guidelines.

### Condition of this result of calibration

1.Reference standards instruments :

Instrument	Model	Serial No.	Certificate No.	Due Date
1) Standard Barometer	DPI142	1422505046	MP-0076-22	02 May 2023

2.This instrument was installed in vertical orientation and center of the dial was used as the reference level.

3.This result of calibration was made on requested at the point specified by customer.

4.Scale and conversion factor is 1 kPa = 7.50062 mmHg

5.This result of calibration instrument was in absolute pressure.

6.This instrument was used clean air as pressure media.

7.The certificate is valid only to the item calibrated on date and place of calibration.

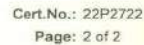
8.This Certification is traceable to the International System of Unit maintained at:-

-National Institute of Metrology Thailand (NIMT)

Calibrated by : Suwit Aussarree  
Issue Date : 25 July 2022

Approved Signatory :  
[ ] Phalinee Prabpaipal  
[ ] Sura Suwannasri  
✓ Atapol Panurach

เอกสารไม่ควบคุม  
B 0293205



Range : 720 mmHg to 780 mmHg

**Scale Interval : 1 mmHg ( The Fifth Estimate )**

Applied Pressure (mmHg)	718.46	729.33	739.85	750.22	760.90	772.01	785.89
UUC* Indication (mmHg)	720.0	730.0	740.0	750.0	760.0	770.0	780.0
Error (mmHg)	1.54	0.67	0.15	-0.22	-0.90	-2.01	-5.89

Applied Pressure (mmHg)	785.90	771.99	760.85	750.17	739.90	729.57	718.62
UUC* Indication (mmHg)	780.0	770.0	760.0	750.0	740.0	730.0	720.0
Error (mmHg)	-5.90	-1.99	-0.85	-0.17	0.10	0.43	1.38


\* UUC = Unit Under Calibration

The reported uncertainty of measurement was based on a standard uncertainty multiplied by a coverage factor  $k = 2$ , providing a level of confidence of approximately 95 %.

-o-o-

## เอกสารไม่ควบคุม

a 1118533



## Certificate of Calibration

Page : 1 of 2

Atmospheric Pressure: 1007 mbar

This certificate may not be reproduced other than in full, except with the prior written approval of the head of Corporate Services 3; Equipment Calibration and Testing Services.

81 Soi Udomsuk 41, Sukhumvit Road,  
Bangchak, Phrakhanong, Bangkok 10260

**Procedure used:** The calibration was conducted by direct comparison method against Pressure Measuring Instruments Standard according to in-house calibration procedure CP-P10, using " DKD-R 6-1 ; Calibration of Pressure Gauges, Edition 03/2014 " as a guidelines.

#### Condition of this result of calibration

1. Reference standards instruments :

<u>Instrument</u>	<u>Model</u>	<u>Serial No.</u>	<u>Certificate No.</u>	<u>Due Date</u>
1) Standard Barometer	DPI142	1422505046	MP-0094-23	03 May 2024

- 2.This instrument was installed in vertical orientation and center of the dial was used as the reference level.
- 3.This result of calibration was made on requested at the point specified by customer.
- 4.This result of calibration instrument was in absolute pressure.
- 5.This instrument was used clean air as pressure media.
- 6.The certificate is valid only to the item calibrated on date and place of calibration.
- 7.This Certification is traceable to the International System of Unit maintained through:-  
-National Institute of Metrology Thailand (NIMT)

Calibrated by : Suksan Khankaew  
Issue Date : 08 June 2023

Approved Signatory :

☐ Pradeep Pradeep

☐ Sura Suwannasri

☒ Attapol Panurach

## เอกสารไม่ควบคุม

B 0316955





Cert.No.: 23P1855  
Page: 2 of 2

Result of calibration:- Without adjustment

Range: 960 hPa to 1030 hPa

Function:- Absolute Pressure Measurement

Scale Interval: 1 hPa ( The Fifth Estimate )

Increasing Pressure

Applied Pressure (hPa)	958.50	969.59	980.35	990.39	1001.01	1011.15	1020.94	1031.45
UUC* Indication (hPa)	960.0	970.0	980.0	990.0	1000.0	1010.0	1020.0	1030.0
Error (hPa)	1.50	0.41	-0.35	-0.39	-1.01	-1.15	-0.94	-1.45

Decreasing Pressure

Applied Pressure (hPa)	1031.45	1021.61	1012.16	1002.38	992.17	982.20	970.69	959.32
UUC* Indication (hPa)	1030.0	1020.0	1010.0	1000.0	990.0	980.0	970.0	960.0
Error (hPa)	-1.45	-1.61	-2.16	-2.38	-2.17	-2.20	-0.69	0.68

The uncertainty of measurement was  $\pm 0.30$  hPa

\* UUC = Unit Under Calibration

The reported uncertainty of measurement was based on a standard uncertainty multiplied by a coverage factor  $k = 2$ , providing a level of confidence of approximately 95 %.

-o0o-

เอกสารไม่ควบคุม  
a 1165504



TECHNOLOGY PROMOTION ASSOCIATION (THAILAND-JAPAN)  
CORPORATE SERVICES 3: EQUIPMENT CALIBRATION AND TESTING SERVICES  
534/4 PATTANAKARN ROAD SOI 18, SUANLUANG, SUANLUANG, BANGKOK 10250  
TEL. 0-2717-3000-24 FAX. 0-2719-9484



## Certificate of Calibration

Certificate No. : 22H1589

Page : 1 of 2

Equipment : Dial Thermo-Hygrometer

Manufacturer: Barigo

Model : -

Serial No.: -

ID No.: UAE.ANV.132/2550

Condition As-Received: Used Item

Received Date: 20 July 2022

Calibration Date: 22 July 2022  
to 27 July 2022

Reference: 2207-0586WSC

Ambient Temperature: ( 25  $\pm$  3 ) °C

Relative Humidity: ( 50  $\pm$  20 ) %

This certificate may not be reproduced other than in full,  
except with the prior written approval of the head of  
Corporate Services 3: Equipment Calibration and Testing Services.

Submitted by: United Analyst and Engineering Consultant Co.,Ltd.

81 Soi Udomsuk 41, Sukhumvit Road, Bangchak,  
Phrakhanong, Bangkok 10260

Procedure used: Calibration were conducted using in-house calibration procedure CP-H02 according to comparison with standard chilled mirror sensor for humidity measurement function and comparison with standard temperature probe for temperature measurement function into humidity / temperature chamber.

### Condition of this result of calibration

1.Reference standards instruments :

Instrument	Model	Serial No.	Certificate No.	Due Date
1) Standard Chilled Mirror Hygrometer Sensor	Dew Prime II	31863	19714	17 Sep 2022
2) Standard Humidity/Temperature Meter	400	10240757	TH-0125-21	13 Dec 2022

2.The certificate is valid only to the item calibrated on date and place of calibration.

3.This Certification is traceable to the International System of Unit maintained at:-

- National Institute of Standards and Technology (NIST) , The United States of America
- National Institute of Metrology Thailand (NIMT)

Calibrated by : Somchai Dumwor  
Issue Date : 03 August 2022

Approved Signatory :

[✓] Chakrit Waewanjua  
[ ] Pornthippa Tameyakul  
[ ] Viporn Tantiyawutti

เอกสารไม่ควบคุม  
B 0293725



Cert. No.: 22H1589  
Page.: 2 of 2

**Result of Calibration:-**

Before Adjustment				
Function: Humidity measurement.				
Reference Temperature	Standard Humidity	UUC* Reading	Error	Uncertainty of Measurement
(°C)	(%R.H.)	(%R.H.)	(%R.H.)	(±%R.H.)
25.0	40.1	40	-0.1	1.6
25.0	60.0	57	-3.0	1.8
25.0	80.0	72	-8.0	2.0

**Result of Calibration:-**

After Adjustment				
Function: Humidity measurement.				
Reference Temperature	Standard Humidity	UUC* Reading	Error	Uncertainty of Measurement
(°C)	(%R.H.)	(%R.H.)	(%R.H.)	(±%R.H.)
25.0	40.1	41	0.9	1.6
25.0	60.0	60	0.0	1.8
25.0	80.0	72	-8.0	2.0

**Result of Calibration:-**

Without Adjustment				
Function: Temperature measurement.				
Standard Temperature	UUC* Reading	Error	Uncertainty of Measurement	
(°C)	(°C)	(°C)	(±°C)	
20.00	20.0	0.00	0.72	
25.04	25.0	-0.04	0.72	
30.01	29.5	-0.51	0.72	
35.04	34.0	-1.04	0.72	
39.98	39.0	-0.98	0.72	

UUC\* : Unit Under Calibration

The reported uncertainty of measurement was base on standard uncertainty multiplied by coverage factor k = 2.00, providing confidence level approximately 95%.

-o0o-

เอกสารไม่ควบคุม

a 1119771



TECHNOLOGY PROMOTION ASSOCIATION (THAILAND-JAPAN)  
CORPORATE SERVICES 3: EQUIPMENT CALIBRATION AND TESTING SERVICES  
534/4 PATTANAKARN ROAD SOI 18, SUANLUANG, SUANLUANG, BANGKOK 10250  
TEL. 0-2717-3000-24 FAX. 0-2719-9484



**Certificate of Calibration**

Certificate No. : 23H1200  
Page : 1 of 2

Equipment : Dial Thermo-Hygrometer

Manufacturer: Barigo

Model : -

Serial No.: -

ID No.: UAE,ANV.130/2550

Condition As-Received: Used Item

Received Date: 26 May 2023

Calibration Date: 30 May 2023

Reference: 2305-0919WSC

Ambient Temperature: ( 25 ± 3 ) °C

Relative Humidity: ( 50 ± 20 ) %

This certificate may not be reproduced other than in full, except with the prior written approval of the head of Corporate Services 3: Equipment Calibration and Testing Services.

Submitted by: United Analyst and Engineering Consultant Co.,Ltd.

81 Soi Udomsuk 41, Sukhumvit Road,  
Bangchak, Phrakhanong, Bangkok 10260

Procedure used: Calibration were conducted using in-house calibration procedure CP-H02 according to comparison with standard chilled mirror sensor for humidity measurement function and comparison with standard temperature probe for temperature measurement function into humidity / temperature chamber.

**Condition of this result of calibration**

1.Reference standards instruments :

Instrument	Model	Serial No.	Certificate No.	Due Date
1) Hygro-M2 Dew Point Monitor	5112	2360195	20703	02 Aug 2023
2) Handheld Thermometer With Sensor	1523	3240076	231305	15 Mar 2024

2.The certificate is valid only to the item calibrated on date and place of calibration.

3.This Certification is traceable to the International System of Unit maintained through:-

-National Institute of Standards and Technology (NIST) , The United States of America

-Technology Promotion Association (Thailand-Japan), NSG-ONSC Accredited No. Calibration 0008

Calibrated by : Somchai Dumwor  
Issue Date : 07 June 2023

Approved Signatory :

[✓] Chakrit Waewwanjua  
[ ] Pornthippa Tameyakul  
[ ] Viporn Tantiyawutti

เอกสารไม่ควบคุม

B 0316274



Cert. No.: 23H1200

Page.: 2 of 2

**Result of Calibration:-**

Function: Humidity Measurement Before Adjustment

Reference Temperature (°C)	Standard Humidity (%R.H.)	UUC* Reading (%R.H.)	Error (%R.H.)	Uncertainty of Measurement (±%R.H.)
25.0	40.1	48	7.9	1.6
25.0	60.0	63	3.0	1.7
25.0	80.0	76	-4.0	1.9

**Result of Calibration:-**

Function: Humidity Measurement After Adjustment

Reference Temperature (°C)	Standard Humidity (%R.H.)	UUC* Reading (%R.H.)	Error (%R.H.)	Uncertainty of Measurement (±%R.H.)
25.0	40.1	44	3.9	1.6
25.0	60.0	60	0.0	1.7
25.0	80.0	75	-5.0	1.9

**Result of Calibration:-**

Function: Temperature Measurement Without Adjustment

Standard Temperature (°C)	UUC* Reading (°C)	Error (°C)	Uncertainty of Measurement (±°C)
19.987	20.0	0.013	0.72
30.016	30.0	-0.016	0.72
39.944	39.5	-0.444	0.72

UUC\* : Unit Under Calibration

The reported uncertainty of measurement was based on standard uncertainty multiplied by coverage factor  $k = 2.00$ , providing confidence level approximately 95%.

-o0o-

เอกสารไม่ควบคุม  
a 1165295



**CALIBRATION LABORATORY CO., LTD.**

2/10-11,14,55 Soi Prasert Manukit 29 Yaek 4, Prasert Manukit Rd., Ladphrao, Bangkok 10230

Tel. 02-578-0353-4 Fax: 02-578-2672 www.cal-laboratory.com E-mail:sale@cal-laboratory.com



## CERTIFICATE OF CALIBRATION

### FOR

NOMENCLATURE : VIBRATION METER  
MANUFACTURER : INSTANTEL  
MODEL / TYPE : 721A2501/721A2901  
SERIAL NO. : UM12888/UM12888  
CLID. NO. : 251900037  
JOB CONTROL NO. : 230228022492

CUSTOMER : UNITED ANALYST AND ENGINEERING CONSULTANT CO., LTD.  
81 SOI UDOMSUK 41, SUKHUMVIT ROAD,  
BANGCHAK, PHRAKHANONG, BANGKOK 10260

DATE OF RECEIVED : 28 February 2023

DATE OF ISSUED : 02 March 2023

Report of calibration screening must not be taken in part. Except complete. Without the approval of the Calibration Laboratory Co., Ltd.

Calibrated By :

Suwit Phuanbusabong

Calibration Engineer



Approved By :

Mongkol Yotsoontorn

Authorized Signatory

02 March 2023

This Calibration Certificate documents the traceability to national standards, which realize the units of measurement according to the International System of Units (SI)

Certificate No. Q23022492

F3-011-04/01-12

page 1 of 4

เอกสารไม่ควบคุม



@clccalibration





# CALIBRATION LABORATORY CO., LTD.

2/10-11,14,55 Soi Prasert Manukit 29 Yaek 4, Prasert Manukit Rd., Ladphrao, Bangkok 10230  
Tel. 02-578-0353-4 Fax: 02-578-2672 www.cal-laboratory.com E-mail:sale@cal-laboratory.com



## REPORT OF CALIBRATION FOR

NOMENCLATURE : VIBRATION METER  
MANUFACTURER : INSTANTEL  
MODEL / TYPE : 721A2501/721A2901  
SERIAL NO. : UM12888/UM12888  
DATE OF CALIBRATION : 01 March 2023

### ENVIRONMENT CONDITIONS :

Temperature :  $(23 \pm 2) ^\circ\text{C}$  Relative Humidity :  $(55 \pm 15) \% \text{RH}$

### PROCEDURE USED :

This instrument was calibrated under procedure No. CLC-CPEE-08 based on ISO 16063-21 as calibration guideline.  
The calibration was performed by using Digital Multimeter, Universal Counter, Accelerometer and Measuring Amplifier which maintained by the Calibration Laboratory Co., Ltd.

### REFERENCE STANDARD USED :

1. Digital Multimeter, Wavetek Model 1281 S/N. 29320.
2. Universal Counter, IHP Model 5315A S/N. 2448A13042.
3. Accelerometer with Measuring Amplifier, Bruel & Kjaer Model 8305, 2525 S/N. 397018, 2434988.

### TRACEABILITY :

1. The measurements are traceable to International System of Units (SI), through Aeronautical Radio of Thailand Ltd. Certificate No. 05-0207/21, Due Date 31 May 2023.
2. The measurements are traceable to International System of Units (SI), through Aeronautical Radio of Thailand Ltd. Certificate No. 07-0075/22, Due Date 27 July 2023.
3. The measurements are traceable to International System of Units (SI), through National Institute of Metrology (Thailand) Certificate No. AV-0009-22, Due Date 22 June 2023.

### UNCERTAINTY :

The reported expanded uncertainty of measurement is stated as the standard uncertainty of measurement multiplied by the coverage factor  $k = 2,00$  which for a normal distribution corresponds to a coverage probability of approximately 95 %.  
It has been evaluated according to the "Evaluation of the Uncertainty of Measurement in Calibration (EA-4/02 M:2022)"

Certificate No. Q23022492

F3-011-04/01-12

page 2 of 4



# CALIBRATION LABORATORY CO., LTD.

2/10-11,14,55 Soi Prasert Manukit 29 Yaek 4, Prasert Manukit Rd., Ladphrao, Bangkok 10230  
Tel. 02-578-0353-4 Fax: 02-578-2672 www.cal-laboratory.com E-mail:sale@cal-laboratory.com



CONDITION OF CALIBRATION ITEM : GOOD

MEASUREMENT RESULTS : ( X ) without adjustment ( ) adjustment

### CALIBRATION DATA

#### 1. ACCELERATION RESULT

Test point		Mode	STD Reading	DUC Reading	Correction	Uncertainty
( g )	( frequency )		( g )	( g )	( g )	$\pm ( \% \text{ of rdg. } )$
0.3	50 Hz	peak	0.300	0.298	+0.002	1.9
0.4	50 Hz		0.400	0.396	+0.004	1.9
0.5	50 Hz		0.500	0.493	+0.007	1.3
0.6	50 Hz		0.600	0.591	+0.009	1.3
0.7	50 Hz		0.700	0.690	+0.010	1.3
0.3	100 Hz	peak	0.300	0.299	+0.001	1.9
0.4	100 Hz		0.400	0.398	+0.002	1.9
0.5	100 Hz		0.500	0.497	+0.003	1.3
0.6	100 Hz		0.600	0.595	+0.005	1.3
0.7	100 Hz		0.700	0.693	+0.007	1.3

#### 2. VELOCITY RESULT

Test point		Mode	STD Reading	DUC Reading	Correction	Uncertainty
( mm/s )	( frequency )		( mm/s )	( mm/s )	( mm/s )	$\pm ( \% \text{ of rdg. } )$
3	50 Hz	peak	3.000	3.011	-0.011	1.8
4	50 Hz		4.000	4.017	-0.017	1.8
5	50 Hz		5.000	5.021	-0.021	1.8
6	50 Hz		6.000	6.023	-0.023	1.8
7	50 Hz		7.000	7.029	-0.029	1.8
3	100 Hz	peak	3.000	3.016	-0.016	1.8
4	100 Hz		4.000	4.019	-0.019	1.8
5	100 Hz		5.000	5.023	-0.023	1.8
6	100 Hz		6.000	6.027	-0.027	1.8
7	100 Hz		7.000	7.030	-0.030	1.8

Certificate No. Q23022492

F3-011-04/01-12

page 3 of 4







## CALIBRATION LABORATORY CO., LTD.

2/10-11,14,55 Soi Prasert Manukit 29 Yaek 4, Prasert Manukit Rd., Ladphrao, Bangkok 10230  
Tel. 02-578-0353-4 Fax: 02-578-2672 www.cal-laboratory.com E-mail:sale@cal-laboratory.com



### CALIBRATION DATA

#### 3. DISPLACEMENT RESULT

Test point		Mode	STD Reading ( mm )	DUC Reading ( mm )	Correction ( mm )	Uncertainty $\pm$ ( % of rdg. )
( mm )	( frequency )					
*0.03	50 Hz	peak	0.030	0.030	0.000	2.1
*0.04	50 Hz		0.040	0.040	0.000	1.7
*0.05	50 Hz		0.050	0.050	0.000	1.5
*0.06	50 Hz		0.060	0.059	+0.001	1.3
*0.07	50 Hz		0.070	0.069	+0.001	1.2
0.03	100 Hz	peak	0.030	0.030	0.000	2.1
0.04	100 Hz		0.040	0.040	0.000	1.7
0.05	100 Hz		0.050	0.050	0.000	1.5
0.06	100 Hz		0.060	0.059	+0.001	1.3
0.07	100 Hz		0.070	0.069	+0.001	1.2

Note. \* means Calibrations marked " Not ANAB Accredited " in this Certificate have been included for completeness.

The Scope of Accredited ANAB Certificate No. ACDM-2814 Version 008 Page 1 of 58

This report is valid for the above stated instrument/s only.

### End of Certificate ###

Certificate No. Q23022492

F3-011-04/01-12

page 4 of 4



@clccalibration



## CALIBRATION LABORATORY CO., LTD.

2/10-11,14,55 Soi Prasert Manukit 29 Yaek 4, Prasert Manukit Rd., Ladphrao, Bangkok 10230  
Tel. 02-578-0353-4 Fax: 02-578-2672 www.cal-laboratory.com E-mail:sale@cal-laboratory.com



### CERTIFICATE OF CALIBRATION

#### FOR

NOMENCLATURE : VIBRATION METER  
MANUFACTURER : INSTANTEL  
MODEL / TYPE : 721A2501/721A2901  
SERIAL NO. : UM13368/UM13368  
CLID. NO. : 251900391  
JOB CONTROL NO. : 230211015868

CUSTOMER : UNITED ANALYST AND ENGINEERING CONSULTANT CO., LTD.  
81 SOI UDOMSUK 41, SUKHUMVIT ROAD,  
BANGCHAK, PHRAKHANONG, BANGKOK 10260

DATE OF RECEIVED : 11 February 2023

DATE OF ISSUED : 14 February 2023

Report of calibration screening must not be taken in part. Except complete, Without the approval of the Calibration Laboratory Co., Ltd.

Calibrated By :

Suwit Phuanbusabong  
Calibration Engineer

Approved By :

Mongkol Yotsoontorn  
Authorized Signatory  
14 February 2023



This Calibration Certificate documents the traceability to national standards, which realize the units of measurement according to the International System of Units (SI)

Certificate No. Q23015868

F3-011-04/01-12

page 1 of 4



@clccalibration



# CALIBRATION LABORATORY Co.,LTD.

2/10-11,14,55 Soi Prasert Manukit 29 Yaek 4, Prasert Manukit Rd., Ladphrao, Bangkok 10230  
Tel. 02-578-0353-4 Fax: 02-578-2672 www.cal-laboratory.com E-mail:sale@cal-laboratory.com



## REPORT OF CALIBRATION

### FOR

NOMENCLATURE : VIBRATION METER  
MANUFACTURER : INSTANTEL  
MODEL / TYPE : 721A2501/721A2901  
SERIAL NO. : UM13368/UM13368  
DATE OF CALIBRATION : 13 February 2023

#### ENVIRONMENT CONDITIONS :

Temperature :  $(23 \pm 2) ^\circ\text{C}$  Relative Humidity :  $(55 \pm 15) \% \text{RH}$

#### PROCEDURE USED :

This instrument was calibrated under procedure No. CLC-CPEE-08 based on ISO 16063-21 as calibration guideline.  
The calibration was performed by using Digital Multimeter, High Resolution Programmable Timer/Counter, Accelerometer and Measuring Amplifier which maintained by the Calibration Laboratory Co., Ltd.

#### REFERENCE STANDARD USED :

1. Digital Multimeter, Wavetek Model 1281 S/N. 29320.
2. High Resolution Programmable Timer/Counter, Philips Model PM6680B S/N. SM607101.
3. Accelerometer with Measuring Amplifier, Bruel & Kjaer Model 8305, 2525 S/N. 397018, 2434988.

#### TRACEABILITY :

1. The measurements are traceable to International System of Units (SI), through Aeronautical Radio of Thailand Ltd. Certificate No. 05-0207/21, Due Date 31 May 2023.
2. The measurements are traceable to International System of Units (SI), through Aeronautical Radio of Thailand Ltd. Certificate No. 07-0001/22, Due Date 22 February 2023.
3. The measurements are traceable to International System of Units (SI), through National Institute of Metrology (Thailand) Certificate No. AV-0009-22, Due Date 22 June 2023.

#### UNCERTAINTY :

The reported expanded uncertainty of measurement is stated as the standard uncertainty of measurement multiplied by the coverage factor  $k=2,00$  which for a normal distribution corresponds to a coverage probability of approximately 95 %.  
It has been evaluated according to the "Evaluation of the Uncertainty of Measurement in Calibration (EA-4/02 M:2022)"

Certificate No. Q23015868

F3-011-04/01-12

page 2 of 4



เอกสารไม่ควบคุม

@clccalibration



# CALIBRATION LABORATORY Co.,LTD.

2/10-11,14,55 Soi Prasert Manukit 29 Yaek 4, Prasert Manukit Rd., Ladphrao, Bangkok 10230  
Tel. 02-578-0353-4 Fax: 02-578-2672 www.cal-laboratory.com E-mail:sale@cal-laboratory.com



CONDITION OF CALIBRATION ITEM : GOOD

MEASUREMENT RESULTS : ( X ) without adjustment ( ) adjustment

#### CALIBRATION DATA

##### 1. ACCELERATION RESULT

Test point		Mode	STD Reading	DUC Reading	Correction	Uncertainty
( g )	( frequency )		( g )	( g )	( g )	$\pm$ ( % of rdg. )
0.3	50 Hz	peak	0.300	0.302	-0.002	1.9
0.4	50 Hz		0.400	0.404	-0.004	1.9
0.5	50 Hz		0.500	0.506	-0.006	1.3
0.6	50 Hz		0.600	0.608	-0.008	1.3
0.7	50 Hz		0.700	0.710	-0.010	1.3
0.3	100 Hz	peak	0.300	0.303	-0.003	1.9
0.4	100 Hz		0.400	0.405	-0.005	1.9
0.5	100 Hz		0.500	0.507	-0.007	1.3
0.6	100 Hz		0.600	0.609	-0.009	1.3
0.7	100 Hz		0.700	0.710	-0.010	1.3

##### 2. VELOCITY RESULT

Test point		Mode	STD Reading	DUC Reading	Correction	Uncertainty
( mm/s )	( frequency )		( mm/s )	( mm/s )	( mm/s )	$\pm$ ( % of rdg. )
3	50 Hz	peak	3.000	3.022	-0.022	1.8
4	50 Hz		4.000	4.033	-0.033	1.8
5	50 Hz		5.000	5.043	-0.043	1.8
6	50 Hz		6.000	6.051	-0.051	1.8
7	50 Hz		7.000	7.067	-0.067	1.8
3	100 Hz	peak	3.000	3.023	-0.023	1.8
4	100 Hz		4.000	4.031	-0.031	1.8
5	100 Hz		5.000	5.043	-0.043	1.8
6	100 Hz		6.000	6.051	-0.051	1.8
7	100 Hz		7.000	7.063	-0.063	1.8

Certificate No. Q23015868

F3-011-04/01-12

page 3 of 4

เอกสารไม่ควบคุม



@clccalibration



# CALIBRATION LABORATORY Co., LTD.

2/10-11,14,55 Soi Prasert Manukit 29 Yaek 4, Prasert Manukit Rd., Ladphrao, Bangkok 10230  
Tel. 02-578-0353-4 Fax: 02-578-2672 www.cal-laboratory.com E-mail:sale@cal-laboratory.com



## CALIBRATION DATA

### 3. DISPLACEMENT RESULT

Test point		Mode	STD Reading ( mm )	DUC Reading ( mm )	Correction ( mm )	Uncertainty $\pm$ ( % of rdg. )
( mm )	( frequency )					
*0.03	50 Hz	peak	0.030	0.030	0.000	2.1
*0.04	50 Hz		0.040	0.040	0.000	1.7
*0.05	50 Hz		0.050	0.050	0.000	1.5
*0.06	50 Hz		0.060	0.060	0.000	1.3
*0.07	50 Hz		0.070	0.071	-0.001	1.4
0.03	100 Hz	peak	0.030	0.030	0.000	2.1
0.04	100 Hz		0.040	0.040	0.000	1.7
0.05	100 Hz		0.050	0.050	0.000	1.5
0.06	100 Hz		0.060	0.061	-0.001	1.3
0.07	100 Hz		0.070	0.071	-0.001	1.2

Note. \* means Calibrations marked " Not ANAB Accredited " in this Certificate have been included for completeness.

The Scope of Accredited ANAB Certificate No. ACDM-2814 Version 008 Page 1 of 58

This report is valid for the above stated instrument/s only.

### End of Certificate ###

Certificate No. Q23015868

F3-011-04/01-12

page 4 of 4



เอกสารไม่ควบคุม

@clccalibration



# CALIBRATION LABORATORY Co., LTD.

2/10-11,14,55 Soi Prasert Manukit 29 Yaek 4, Prasert Manukit Rd., Ladphrao, Bangkok 10230  
Tel. 02-578-0353-4 Fax: 02-578-2672 www.cal-laboratory.com E-mail:sale@cal-laboratory.com



## CERTIFICATE OF CALIBRATION

### FOR

NOMENCLATURE : VIBRATION METER  
MANUFACTURER : INSTANTEL  
MODEL / TYPE : 721A2501/721A2901  
SERIAL NO. : UM12395/UM12395  
CLID. NO. : 251801350  
JOB CONTROL NO. : 230228022495

CUSTOMER : UNITED ANALYST AND ENGINEERING CONSULTANT CO., LTD.  
81 SOI UDOMSUK 41, SUKHUMVIT ROAD,  
BANGCHAK, PHRAKHANONG, BANGKOK 10260

DATE OF RECEIVED : 28 February 2023

DATE OF ISSUED : 02 March 2023

Report of calibration screening must not be taken in part. Except complete. Without the approval of the Calibration Laboratory Co., Ltd.

Calibrated By :

Suwit Phuanbusabong  
Calibration Engineer

Approved By :

Mongkol Yotsoontorn  
Authorized Signatory  
02 March 2023



This Calibration Certificate documents the traceability to national standards, which realize the units of measurement according to the International System of Units (SI)

Certificate No. Q23022495

F3-011-04/01-12

page 1 of 4



เอกสารไม่ควบคุม

@clccalibration





# CALIBRATION LABORATORY CO., LTD.

2/10-11,14,55 Soi Prasert Manukit 29 Yaek 4, Prasert Manukit Rd., Ladphrao, Bangkok 10230  
Tel. 02-578-0353-4 Fax: 02-578-2672 www.cal-laboratory.com E-mail:sale@cal-laboratory.com



## REPORT OF CALIBRATION FOR

NOMENCLATURE : VIBRATION METER  
MANUFACTURER : INSTANTEL  
MODEL / TYPE : 721A2501/721A2901  
SERIAL NO. : UM12395/UM12395  
DATE OF CALIBRATION : 01 March 2023

### ENVIRONMENT CONDITIONS :

Temperature :  $(23 \pm 2) ^\circ\text{C}$  Relative Humidity :  $(55 \pm 15) \% \text{RH}$

### PROCEDURE USED :

This instrument was calibrated under procedure No. CLC-CPEE-08 based on ISO 16063-21 as calibration guideline.  
The calibration was performed by using Digital Multimeter, Universal Counter, Accelerometer and Measuring Amplifier which maintained by the Calibration Laboratory Co., Ltd.

### REFERENCE STANDARD USED :

1. Digital Multimeter, Wavetek Model 1281 S/N. 29320.
2. Universal Counter, HP Model 5315A S/N. 2448A13042.
3. Accelerometer with Measuring Amplifier, Bruel & Kjaer Model 8305, 2525 S/N. 397018, 2434988.

### TRACEABILITY :

1. The measurements are traceable to International System of Units (SI), through Aeronautical Radio of Thailand Ltd. Certificate No. 05-0207/21, Due Date 31 May 2023.
2. The measurements are traceable to International System of Units (SI), through Aeronautical Radio of Thailand Ltd. Certificate No. 07-0075/22, Due Date 27 July 2023.
3. The measurements are traceable to International System of Units (SI), through National Institute of Metrology (Thailand) Certificate No. AV-0009-22, Due Date 22 June 2023.

### UNCERTAINTY :

The reported expanded uncertainty of measurement is stated as the standard uncertainty of measurement multiplied by the coverage factor  $k = 2.00$  which for a normal distribution corresponds to a coverage probability of approximately 95 %.  
It has been evaluated according to the "Evaluation of the Uncertainty of Measurement in Calibration (EA-4/02 M:2022)"

Certificate No. Q23022495

F3-011-04/01-12

page 2 of 4



เอกสารไม่ควบคุม

@clccalibration



# CALIBRATION LABORATORY CO., LTD.

2/10-11,14,55 Soi Prasert Manukit 29 Yaek 4, Prasert Manukit Rd., Ladphrao, Bangkok 10230  
Tel. 02-578-0353-4 Fax: 02-578-2672 www.cal-laboratory.com E-mail:sale@cal-laboratory.com



CONDITION OF CALIBRATION ITEM : GOOD

MEASUREMENT RESULTS : ( X ) without adjustment ( ) adjustment

### CALIBRATION DATA

#### 1. ACCELERATION RESULT

Test point		Mode	STD Reading	DUC Reading	Correction	Uncertainty
( g )	( frequency )		( g )	( g )	( g )	$\pm$ ( % of rdg. )
0.3	50 Hz	peak	0.300	0.300	0.000	1.9
0.4	50 Hz		0.400	0.401	-0.001	1.9
0.5	50 Hz		0.500	0.501	-0.001	1.3
0.6	50 Hz		0.600	0.602	-0.002	1.3
0.7	50 Hz		0.700	0.703	-0.003	1.3
0.3	100 Hz	peak	0.300	0.299	+0.001	1.9
0.4	100 Hz		0.400	0.400	0.000	1.9
0.5	100 Hz		0.500	0.502	-0.002	1.3
0.6	100 Hz		0.600	0.604	-0.004	1.3
0.7	100 Hz		0.700	0.706	-0.006	1.3

#### 2. VELOCITY RESULT

Test point		Mode	STD Reading	DUC Reading	Correction	Uncertainty
( mm/s )	( frequency )		( mm/s )	( mm/s )	( mm/s )	$\pm$ ( % of rdg. )
3	50 Hz	peak	3.000	3.014	-0.014	1.8
4	50 Hz		4.000	4.018	-0.018	1.8
5	50 Hz		5.000	5.023	-0.023	1.8
6	50 Hz		6.000	6.027	-0.027	1.8
7	50 Hz		7.000	7.031	-0.031	1.8
3	100 Hz	peak	3.000	3.010	-0.010	1.8
4	100 Hz		4.000	4.013	-0.013	1.8
5	100 Hz		5.000	5.023	-0.023	1.8
6	100 Hz		6.000	6.034	-0.034	1.8
7	100 Hz		7.000	7.041	-0.041	1.8

Certificate No. Q23022495

F3-011-04/01-12

page 3 of 4



เอกสารไม่ควบคุม

@clccalibration



## CALIBRATION LABORATORY CO., LTD.

2/10-11,14,55 Soi Prasert Manukit 29 Yaek 4, Prasert Manukit Rd., Ladphrao, Bangkok 10230  
Tel. 02-578-0353-4 Fax: 02-578-2672 www.cal-laboratory.com E-mail:sale@cal-laboratory.com



### CALIBRATION DATA

#### 3. DISPLACEMENT RESULT

Test point		Mode	STD Reading ( mm )	DUC Reading ( mm )	Correction ( mm )	Uncertainty ± ( % of rdg. )
( mm )	( frequency )					
*0.03	50 Hz	peak	0.030	0.030	0.000	2.1
*0.04	50 Hz		0.040	0.040	0.000	1.7
*0.05	50 Hz		0.050	0.050	0.000	1.5
*0.06	50 Hz		0.060	0.060	0.000	1.3
*0.07	50 Hz		0.070	0.071	-0.001	1.2
0.03	100 Hz	peak	0.030	0.030	0.000	2.1
0.04	100 Hz		0.040	0.040	0.000	1.7
0.05	100 Hz		0.050	0.050	0.000	1.5
0.06	100 Hz		0.060	0.061	-0.001	1.3
0.07	100 Hz		0.070	0.071	-0.001	1.2

Note. \* means Calibrations marked " Not ANAB Accredited " in this Certificate have been included for completeness.

The Scope of Accredited ANAB Certificate No. ACDM-2814 Version 008 Page 1 of 58

This report is valid for the above stated instrument/s only.

### End of Certificate ###

Certificate No. Q23022495

F3-011-04/01-12

page 4 of 4



เอกสารไม่ควบคุม

@clccalibration

INNOVATIVE INSTRUMENT CALIBRATION LAB  
INNOVATIVE INSTRUMENT CO.,LTD. HEAD OFFICE  
7/139 MOO 13, SOI SUNTINAKORN 11 TAMBON BANG KAE0,  
AMPHOE BANG PHU SAMUT PRAKARN PROVINCE 10540 THAILAND  
TEL: (66)0-2116-5860-1 FAX: (66)0-2116-7140



Page 1 of 2

### Certificate of Calibration

#### Customer

Name : UNITED ANALYST AND ENGINEERING CONSULTANT  
CO.,LTD.  
Address : 81 Soi Udomsuk 41, Sukhumvit Road, Bangehak,  
Prakanong, Bangkok 10260

Certificate No : 22-ACT-371  
Request No : Req-2022-0839

#### Unit Under Calibration Details

Measurement item : Acoustic Calibrator Class : 2  
Manufacturer : LASON DAVIS Range : 94 , 114 dB / 1000 Hz  
Model : CAL150 Instrument Status : Used  
Serial Number : 6458  
ID : UAE.EFM.056/2564

#### Calibration Environment and Details

Temperature : ( 23 ±2 °C )  
Humidity : ( 50 ± 20 %RH )  
Barometric Pressure : ( 1013 ±10.0 hPa )  
Received Date : 10 May 2022  
Calibration Date : 8 June 2022  
Location of Calibration : LAB 1 Acoustic  
Calibration Procedure : In-house method CP-ACT-02 based on IEC 60942:2017 Electroacoustics - Sound calibrators

Reference Standard	Model	Serial Number	Traceable	Due Calibration
Sound Calibrator	SV 35A	58079	EEL	31 May 2023
THD Multimeter	2015	1047765	NIMT	2 February 2023

Traceability : This certificate provides traceability of measurement to recognized national standard, and to the realization of the international System of Units (SI).

#### Note

The reported uncertainty is based on standard uncertainty multiplied by the Coverage Factor k=2, providing a level of confidence approximately 95 %.

Calibrated By :

Mr. Noppadon Luangart  
Service Calibration Engineer

Approved By :

Mr. Pacit Mathavorn  
Calibration Engineer Supervisor

Issue Date : 8 June 2022

The results related only to the item calibrated. The certificate shall not be reproduced except in full, without written approval of the Issuing Calibration Laboratory Co., Ltd.

เอกสารไม่ควบคุม



Certificate No : 22-ACT-371

Request No : Req-2022-0839

Sound pressure level

Calibration Results : Without Adjustment

Calibration Range (dB)	Without Adjustment (dB)		Adjustment (dB)		Uncertainty ( $\pm$ dB)	Acceptance limit Class 2 ( $\pm$ dB)
	Measured	Error	Measured	Error		
94 dB / 1000 Hz	93.86	-0.14	-	-	0.11	0.40
114 dB / 1000 Hz	113.92	-0.08	-	-	0.11	0.40

Frequency of Sound pressure level

Calibration Range (Hz)	Without Adjustment		Adjustment		Uncertainty ( $\pm$ %)	Acceptance limit Class 2 ( $\pm$ %)
	Measured (Hz)	Error (%)	Measured (Hz)	Error (%)		
94 dB / 1000 Hz	1000.00	0.00	-	-	0.10	1.7
114 dB / 1000 Hz	1000.00	0.00	-	-	0.10	1.7

Total Harmonic Distortion plus Noise of Sound pressure level (THD+N %)

Calibration Range (Hz)	Without Adjustment	Adjustment	Uncertainty ( $\pm$ %)	Acceptance limit Class 2 ( $\pm$ %)
	Measured (%)	Measured (%)		
94 dB / 1000 Hz	0.02	-	0.40	3.0
114 dB / 1000 Hz	0.23	-	0.40	3.0

Note :

- Acceptance limit was IEC60942:2017 Class 1
- The calibration results exclude the calibrator pressure correction
- The calibration results exclude the microphone volume correction

End of Calibration

เอกสารไม่ควบคุม



Certificate of Calibration

Customer

Name : UNITED ANALYST AND ENGINEERING CONSULTANT  
CO.,LTD.  
Address : 81 Soi Udomsuk 41, Sukhumvit Road, Bangchak,  
Prakanong, Bangkok 10260

Certificate No : 23-ACT-056

Request No : Req-2023-0788

Unit Under Calibration Details

Measurement item : Acoustic Calibrator Class : 2  
Manufacturer : LARSON DAVIS Range : 94 , 114 dB / 1000 Hz  
Model : CAL150 Instrument Status : Used  
Serial Number : 6695  
ID : UAE.EFM.140/2565

Calibration Environment and Details

Temperature : ( $23 \pm 2$  °C)  
Humidity : ( $50 \pm 20$  %RH)  
Barometric Pressure : ( $1013 \pm 10.0$  hPa)  
Received Date : 17 April 2023  
Calibration Date : 20 April 2023  
Location of Calibration : LAB 1 Acoustic  
Calibration Procedure : In-house method CP-ACT-02 based on IEC 60942:2017 Electroacoustics - Sound calibrators

Reference Standard	Model	Serial Number	Traceable	Due Calibration
Sound Calibrator	SV 35A	58079	EEL	31 May 2023
THD Multimeter	2015	1047765	NIMT	31 January 2024

Traceability : This certificate provides traceability of measurement to recognized national standard, and to the realization of the international System of Units (SI).

Note

The reported uncertainty is based on standard uncertainty multiplied by the Coverage Factor  $k=2$ , providing a level of confidence approximately 95 %.

Calibrated By :

Mr. Noppadon Luangart  
Service Calibration Engineer

Approved By :

Mr. Pacit Mathavorn  
Calibration Engineer Supervisor

Issue Date : 20 April 2023

เอกสารไม่ควบคุม



Certificate No : 23-ACT-056

Request No : Req-2023-0788

Sound pressure level

Calibration Results : Without Adjustment

Calibration Range (dB)	Without Adjustment (dB)		Adjustment (dB)		Uncertainty ( $\pm$ dB)	Acceptance limit Class 2 ( $\pm$ dB)
	Measured	Error	Measured	Error		
94 dB / 1000 Hz	93.86	-0.14	-	-	0.13	0.40
114 dB / 1000 Hz	113.96	-0.04	-	-	0.13	0.40

Frequency of Sound pressure level

Calibration Range (Hz)	Without Adjustment		Adjustment		Uncertainty ( $\pm$ %)	Acceptance limit Class 2 ( $\pm$ %)
	Measured (Hz)	Error (%)	Measured (Hz)	Error (%)		
94 dB / 1000 Hz	1000.00	0.00	-	-	0.01	1.7
114 dB / 1000 Hz	1000.00	0.00	-	-	0.01	1.7

Total Harmonic Distortion plus Noise of Sound pressure level (THD+N %)

Calibration Range (Hz)	Without Adjustment	Adjustment	Uncertainty ( $\pm$ %)	Acceptance limit Class 2 ( $\pm$ %)
	Measured (%)	Measured (%)		
94 dB / 1000 Hz	0.27	-	0.40	3.0
114 dB / 1000 Hz	0.33	-	0.40	3.0

Note :

- Acceptance limit was IEC/60942:2017 Class 1
- The calibration results exclude the calibrator pressure correction
- The calibration results exclude the microphone volume correction

End of Calibration

Certificate of Calibration

Customer

Name : UNITED ANALYST AND ENGINEERING CONSULTANT CO.,LTD.  
 Address : 81 Soi Udomsuk 41, Sukhumvit Road, Bangchak, Prakanong, Bangkok  
 10260

Certificate No : 22-ACT-034

Request No : Req-2022-0092

Unit Under Calibration Details

Measurement item : Sound Level Meter  
 Manufacturer : LARSON DAVIS  
 Model : LxT2  
 Serial Number : 0005394  
 ID : UAE.EFM.031/2564  
 Resolution : 0.1 dB

Microphone Class : 2  
 Microphone Model : 375A04  
 Microphone S/N : 329361  
 Preamplifier Model : PRMLxT2C  
 Preamplifier S/N : 073810  
 Intrument Status : Used

Calibration Environment and Details

Temperature : 23 °C  $\pm$  2 °C  
 Humidity : 50 %RH  $\pm$  20 %RH  
 Barometric Pressure : 1013 hPa  $\pm$  10 hPa  
 Received Date : 14 January 2022  
 Calibrated Date : 21 January 2022  
 Calibration Procedure : In-house method CP-SLM-01 based on IEC 61672-3 : 2013 Electroacoustics - Sound level meters - Part 3: Periodic tests  
 Location of Calibration : Lab Acoustic

Reference Standard

Instrument	Brand	Model	SN.	Due calibration	Traceability
Standard Microphone	GRAS	40AN	188273	15 September 2022	GRAS
Multifrequency Calibrator	Quest	Quest-cal	EFA000234	14 June 2022	TSI
Audio Generator	Svante	Svan401	131	18 October 2022	WK Electric

Note

The reported uncertainty is based on standard uncertainty multiplied by the Coverage Factor  $k = 2$ , providing a level of confidence approximately 95 %.

Calibrated By :

Mr. Noppadon Luangart  
 Calibration Officer

Approved By :

Mr. Pacit Mathavorn  
 Calibration Engineer Supervisor

Issue Date : 21 January 2022

Certificate No : 22-ACT-034  
 Request No : Req-2022-0092

1. Indication at the calibration check frequency

UUC Setting	Nominal	Before Adjust		Adjust		UNCERTAINTY	Acceptance
FAST / A / 37-139	Level	UUC	ERR	UUC	ERR	( ± dB)	Limit ( ± dB)
Calibrator Setting	(dB)	(dB)	(dB)	(dB)	(dB)		
1000 Hz 114.00 dB	113.85	113.9	+0.05	113.9	0.05	0.20	0.3

Note : Absolute sensitivity was established by the use of Sound Calibrator Brand SVANTEK, Model SV 35A, SN.58079

2. Self-generated noise, Microphone installed

UUC Setting	Measured	UNCERTAINTY
FAST / 37-139		
UUC Weighting	(dB)	( ± dB)
A	27.8	0.10

3. Self-generated noise, Microphone replaced by the electrical input signal device

UUC Setting	Measured	UNCERTAINTY
FAST / 37-139		
UUC Weighting	(dB)	( ± dB)
A	27.5	0.10
C	27.0	0.10
Z	31.8	0.10

4. Acoustic signal test of frequency weightings (Without Windscreen)

Frequency Weightings (Without Windows)					
UUC Setting	Deviation from various Frequency			UNCERTAINTY	Acceptance Limit
	Weighting Response curve				
FAST / 37-139	A	C	Z	( ± dB)	( ± dB)
STD Setting	(dB)	(dB)	(dB)		
125 Hz	0.0	0.1	0.0	0.50	2.0
1000 Hz	0.0	0.0	0.0	0.60	1.0
4000 Hz	0.2	0.3	0.2	0.60	3.0
8000 Hz	-0.3	-0.3	-0.3	0.70	5.0

Certificate No : 22-ACT-034  
 Request No : Req-2022-0092

5. Electrical signal test of frequency weightings, Weighting network response with relative to 1 kHz

UUC Setting	Deviation from various Frequency			UNCERTAINTY	Acceptance
FAST / 37-139	Weighting Response curve				
STD Setting	A (dB)	C (dB)	Z (dB)	( ± dB)	Limit ( ± dB)
63 Hz	-0.2	-0.1	0.0	0.2	2.0
125 Hz	-0.1	0.0	0.0		1.5
250 Hz	-0.1	0.0	0.0		1.5
500 Hz	-0.1	0.0	0.0		1.5
1000 Hz	0.0	0.0	0.0		1.0
2000 Hz	0.0	0.0	0.0		2.0
4000 Hz	0.0	0.0	0.0		3.0
8000 Hz	-0.1	-0.1	0.0		5
16000 Hz	-0.1	-0.1	-0.1		+5, -INF.

6. Frequency and time weightings at 1kHz

UUC Setting	STD	Measured		UNCERTAINTY	Acceptance Limit
FAST / 37-139	REF	UUC	ERR		
UUC Weighting	(dB)	(dB)	(dB)	( ± dB)	( ± dB)
A	114.00	114.0	0.0	0.2	0.2
C	114.00	114.0	0.0		0.2
Z	114.00	114.0	0.0		0.2

UUC Setting	STD	Measured		UNCERTAINTY	Acceptance Limit
37-139 / A	REF	UUC	ERR		
UUC Time Response	(dB)	(dB)	(dB)	( ± dB)	( ± dB)
Fast	114.00	114.0	0.0	0.2	0.1
Slow	114.00	114.0	0.0		0.1
Leq	114.00	114.0	0.0		0.1



Certificate No : 22-ACT-034  
 Request No : Req-2022-0092

#### 7. Long Term Stability

UUC Setting	Measured	UNCERTAINTY ( $\pm$ dB)	Acceptance Limit ( $\pm$ dB)
FAST / A / 37-139	UUC		
STD Setting	(dB)		
Initial	114.0		
Final	114.0		
Deviated	0.0	0.1	0.3

#### 8. Level linearity on the reference level range

UUC Setting	Anticipated	Deviation		UNCERTAINTY ( $\pm$ dB)	Acceptance Limit ( $\pm$ dB)
FAST / A / 37-139	REF	UUC	ERR		
STD dB	(dB)	(dB)	(dB)		
139.00	139	139.0	0.0	0.3	1.1
134.00	134	134.0	0.0		1.1
129.00	129	129.0	0.0		1.1
124.00	124	124.0	0.0		1.1
119.00	119	119.0	0.0		1.1
114.00	114	114.0	0.0		1.1
109.00	109	109.0	0.0		1.1
104.00	104	104.0	0.0		1.1
99.00	99	99.0	0.0		1.1
94.00	94	93.9	-0.1		1.1
89.00	89	88.9	-0.1		1.1
84.00	84	83.9	-0.1		1.1
79.00	79	78.9	-0.1		1.1
74.00	74	73.9	-0.1		1.1
69.00	69	69.0	0.0		1.1
64.00	64	63.9	-0.1		1.1
59.00	59	59.0	0.0		1.1
54.00	54	54.0	0.0		1.1
49.00	49	49.0	0.0		0.8
44.00	44	44.1	0.1		1.1
39.00	39	39.3	0.3		1.1
38.00	38	38.3	0.3		1.1
37.00	37	37.5	0.5		1.1

Certificate No : 22-ACT-034  
 Request No : Req-2022-0092

#### 9. Level linearity including the level range control

UUC Setting	STD	Measured		UNCERTAINTY ( $\pm$ dB)	Acceptance Limit ( $\pm$ dB)
FAST / A	REF	UUC	ERR		
UUC Range	(dB)	(dB)	(dB)		
37-139	42.8	43.0	0.2	0.3	1.1
	114	114.0	0.0		1.1

#### 10. Tone burst response

UUC Setting	STD	Anticipated	Measured		UNCERTAINTY ( $\pm$ dB)	Acceptance Limit ( $\pm$ dB)
A / 37-139	Toneburst	Ref	UUC	ERR		
UUC Time Response	(ms)	(dB)	(dB)	(dB)		
Fast	200	135.0	135.0	0.0	0.3	1
	2	118.0	117.7	-0.3		+1.0, -2.5
	0.25	109.0	108.8	-0.2		+1.5, -5.0
Slow	200	128.6	128.5	-0.1		1
	2	109.0	108.9	-0.1		+1.0, -5.0
SEL	200	129.0	129.0	0.0		1
	2	109.0	109.1	+0.1		+1.0, -2.5
	0.25	100.0	100.0	0.0		+1.5, -5.0

#### 11. Peak C Sound level

UUC Setting	Anticipated	Measured		UNCERTAINTY ( $\pm$ dB)	Acceptance Limit ( $\pm$ dB)
FAST / C / 95-142	REF	UUC	ERR		
STD Setting	(dB)	(dB)	(dB)		
Complete cycle	137.4	136.8	-0.60	0.2	3.0
Positive half cycle	136.4	136.1	-0.30		2.0
Negative half cycle	136.4	136.2	-0.20		2.0

Certificate No : 22-ACT-034  
 Request No : Req-2022-0092

#### 12. Overload Indication

UUC Setting	Measured	UNCERTAINTY ( $\pm$ dB)	Acceptance Limit
FAST / A / 37-139	UUC		( $\pm$ dB)
STD Setting	(dB)		
Positive one-half cycle	141.7		
Negative one-half cycle	141.8		
Deviated	-0.1	0.2	1.5

#### 13. High Level Stability

UUC Setting	Measured	UNCERTAINTY ( $\pm$ dB)	Acceptance Limit
FAST / A / 37-139	UUC		( $\pm$ dB)
STD Setting	(dB)		
Initial	138.0		
Final	138.0		
Deviated	0.0	0.1	0.3

End of Certificate

#### Certificate of Calibration

##### Customer

Name : UNITED ANALYST AND ENGINEERING CONSULTANT CO.,LTD. Certificate No : 22-ACT-247  
 Address : 81 Soi Udomsak 41, Sukhumvit Road, Bangchak, Prakanong, Bangkok Request No : Req-2022-0627  
 10260

##### Unit Under Calibration Details

Measurement item : Sound Level Meter Microphone Class : 2  
 Manufacturer : LARSON DAVIS Microphone Model : 375A04  
 Model : LXT2 Microphone S/N : 329355  
 Serial Number : 0005395 Preamplifier Model : PRMLxT2C  
 ID : UAE.EFM.032/2564 Preamplifier S/N : 073797  
 Resolution : 0.1 dB Instrument Status : Used

##### Calibration Environment and Details

Temperature : 23 °C  $\pm$  2 °C  
 Humidity : 50 %RH  $\pm$  20 %RH  
 Barometric Pressure : 1013 hPa  $\pm$  10 hPa  
 Received Date : 23 March 2022  
 Calibrated Date : 1 April 2022  
 Calibration Procedure : In-house method CP-SLM-01 based on IEC 61672-3 : 2013 Electroacoustics - Sound level meters - Part 3: Periodic tests  
 Location of Calibration : Lab Acoustic

##### Reference Standard

Instrument	Brand	Model	SN.	Due calibration	Traceability
Standard Microphone	GRAS	40AN	188273	15 September 2022	GRAS
Multifrequency Calibrator	Quest	Quest-cal	EFA000234	14 June 2022	TSI
Audio Generator	Svante	Svan401	131	18 October 2022	WK Electric

##### Note

The reported uncertainty is based on standard uncertainty multiplied by the Coverage Factor  $k = 2$ , providing a level of confidence approximately 95 %.

Calibrated By :

Mr. Noppadon Luangart  
 Calibration Officer

Approved By :

Mr. Pacit Mathavorn  
 Calibration Engineer Supervisor

Issue Date : 1 April 2022

Certificate No : 22-ACT-247  
 Request No : Req-2022-0627

1. Indication at the calibration check frequency

UUC Setting	Nominal	Before Adjust		Adjust		UNCERTAINTY	Acceptance
FAST / A / 37-139	Level	UUC	ERR	UUC	ERR	( ± dB)	Limit
Calibrator Setting	(dB)	(dB)	(dB)	(dB)	(dB)		
1000 Hz 114.00 dB	113.85	113.8	-0.05	113.9	0.05	0.20	0.3

Note : Absolute sensitivity was established by the use of Sound Calibrator Brand SVANTEK, Model SV 35A, SN.58079

2. Self-generated noise, Microphone installed

UUC Setting	Measured	UNCERTAINTY
FAST / 37-139	(dB)	( ± dB)
UUC Weighting		
A	28.4	0.10

3. Self-generated noise, Microphone replaced by the electrical input signal device

UUC Setting	Measured	UNCERTAINTY
FAST / 37-139	(dB)	( ± dB)
UUC Weighting		
A	28.1	0.10
C	27.7	0.10
Z	32.0	0.10

4. Acoustic signal test of frequency weightings (Without Windscreen)

UUC Setting	Deviation from various Frequency			UNCERTAINTY	Acceptance
FAST / 37-139	Weighting Response curve			( ± dB)	Limit
STD Setting	A	C	Z		
(dB)	(dB)	(dB)	(dB)		( ± dB)
125 Hz	0.0	0.1	0.1	0.50	2.0
1000 Hz	0.0	0.0	0.0	0.60	1.0
4000 Hz	0.4	0.5	0.5	0.60	3.0
8000 Hz	0.2	0.1	0.3	0.70	5.0

Certificate No : 22-ACT-247  
 Request No : Req-2022-0627

5. Electrical signal test of frequency weightings, Weighting network response with relative to 1 kHz

UUC Setting	Deviation from various Frequency			UNCERTAINTY	Acceptance
FAST / 37-139	Weighting Response curve			( ± dB)	Limit
STD Setting	A (dB)	C (dB)	Z (dB)		
63 Hz	-0.2	-0.1	-0.1	0.2	2.0
125 Hz	-0.1	0.0	0.0		1.5
250 Hz	-0.1	0.0	0.0		1.5
500 Hz	-0.1	0.0	0.0		1.5
1000 Hz	0.0	0.0	0.0		1.0
2000 Hz	0.0	0.0	0.0		2.0
4000 Hz	0.0	0.0	0.0		3.0
8000 Hz	-0.1	-0.1	0.0		5.0
16000 Hz	-0.1	-0.1	-0.1		+5, -INF.

6. Frequency and time weightings at 1kHz

UUC Setting	STD	Measured		UNCERTAINTY	Acceptance
FAST / 37-139	REF	UUC	ERR	( ± dB)	Limit
UUC Weighting	(dB)	(dB)	(dB)		
A	114.00	114.0	0.0	0.2	0.2
C	114.00	114.0	0.0		0.2
Z	114.00	114.0	0.0		0.2

UUC Setting	STD	Measured		UNCERTAINTY	Acceptance
37-139 / A	REF	UUC	ERR	( ± dB)	Limit
UUC Time Response	(dB)	(dB)	(dB)		
Fast	114.00	114.0	0.0	0.2	0.1
Slow	114.00	114.0	0.0		0.1
Leq	114.00	114.0	0.0		0.1



Certificate No : 22-ACT-247  
 Request No : Req-2022-0627

#### 7. Long Term Stability

UUC Setting	Measured	UNCERTAINTY ( ± dB)	Acceptance Limit ( ± dB)
FAST / A / 37-139	UUC		
STD Setting	(dB)		
Initial	114.0		
Final	114.0		
Deviated	0.0	0.1	0.3

#### 8. Level linearity on the reference level range

UUC Setting	Anticipated	Deviation		UNCERTAINTY ( ± dB)	Acceptance Limit ( ± dB)
FAST / A / 37-139	REF	UUC	ERR		
STD dB	(dB)	(dB)	(dB)		
139.00	139	139.0	0.0	0.3	1.1
134.00	134	134.0	0.0		1.1
129.00	129	129.0	0.0		1.1
124.00	124	124.0	0.0		1.1
119.00	119	119.0	0.0		1.1
114.00	114	114.0	0.0		1.1
109.00	109	109.0	0.0		1.1
104.00	104	104.0	0.0		1.1
99.00	99	99.0	0.0		1.1
94.00	94	94.0	0.0		1.1
89.00	89	89.0	0.0		1.1
84.00	84	84.0	0.0		1.1
79.00	79	79.0	0.0		1.1
74.00	74	74.0	0.0		1.1
69.00	69	69.0	0.0		1.1
64.00	64	64.0	0.0		1.1
59.00	59	59.0	0.0		1.1
54.00	54	54.0	0.0		1.1
49.00	49	49.0	0.0		1.1
44.00	44	44.1	0.1		1.1
39.00	39	39.3	0.3		1.1
38.00	38	38.4	0.4		1.1

Certificate No : 22-ACT-247  
 Request No : Req-2022-0627

#### 9. Level linearity including the level range control

UUC Setting	STD	Measured		UNCERTAINTY ( ± dB)	Acceptance Limit ( ± dB)
FAST / A	REF	UUC	ERR		
UUC Range	(dB)	(dB)	(dB)		
37-139	43.4	43.5	0.1	0.3	1.1
	114	114.0	0.0		1.1

#### 10. Tone burst response

UUC Setting	STD	Anticipated	Measured		UNCERTAINTY ( ± dB)	Acceptance Limit ( ± dB)
A / 37-139	Toneburst	Ref	UUC	ERR		
UUC Time Response	(ms)	(dB)	(dB)	(dB)		
Fast	200	135.0	134.9	-0.1	0.3	1.0
	2	118.0	117.8	-0.2		+1.0, -2.5
	0.25	109.0	108.7	-0.3		+1.5, -5.0
Slow	200	128.6	128.4	-0.2		1.0
	2	109.0	108.8	-0.2		+1.0, -5.0
SEL	200	129.0	129.0	0.0		1.0
	2	109.0	109.1	+0.1		+1.0, -2.5
	0.25	100.0	99.9	-0.1		+1.5, -5.0

#### 11. Peak C Sound level

UUC Setting	Anticipated	Measured		UNCERTAINTY ( ± dB)	Acceptance Limit ( ± dB)
FAST / C / 95-142	REF	UUC	ERR		
STD Setting	(dB)	(dB)	(dB)		
Complete cycle	137.4	136.8	-0.60	0.2	3.0
Positive half cycle	136.4	136.2	-0.20		2.0
Negative half cycle	136.4	136.2	-0.20		2.0

Certificate No : 22-ACT-247

Request No : Req-2022-0627

12. Overload indication

UUC Setting	Measured	UNCERTAINTY	Acceptance
FAST / A / 37-139	UUC		Limit
STD Setting	(dB)	( ± dB)	( ± dB)
Positive one-half cycle	142.2		
Negative one-half cycle	142.2		
Deviated	0.0	0.2	1.5

13. High Level Stability

UUC Setting	Measured	UNCERTAINTY	Acceptance
FAST / A / 37-139	UUC		Limit
STD Setting	(dB)	( ± dB)	( ± dB)
Initial	138.0		
Final	138.0		
Deviated	0.0	0.1	0.3

End of Certificate

## ภาคผนวก จ-2

เอกสารสอบเทียบเครื่องมือที่ใช้ในการตรวจวิเคราะห์  
คุณภาพน้ำทิ้ง และน้ำผิวดิน

รายการใบรับรองสอบเทียบ/ทวนสอบ เครื่องมือหลักประจำห้องปฏิบัติการวิเคราะห์ สำหรับตรวจวัดคุณภาพน้ำ

No.	Instrument/Equipment	Parameter	Manufacturer	Model/Serial No.	Calibrator	Certification No.	Date of Calibration	Due date of Calibration*	Remark
เครื่องมือหลักสำหรับตรวจวัดคุณภาพน้ำ									
1	pH Meter	ความเป็นกรดและด่าง อุณหภูมิ	Hanna Instrument	HI2020-02 / C0051107	National Food Institute, Ministry of Industry, Thailand	2203135-001-01	8 Jun 22	7 Jun 23	-
2	pH Meter		Mettler-Toledo	Seven Easy S20 / 1231155210	National Food Institute, Ministry of Industry, Thailand	2301846-001-01	24 Feb 23	23 Feb 24	-
3	pH Meter		Mettler-Toledo	Seven Easy S20 / 1230525212	National Food Institute, Ministry of Industry, Thailand	2302181-001-01	24 Mar 23	22 Mar 24	-
4	Analytical Balance (Readability 0.1 mg)	น้ำมันและไขมัน	Mettler-Toledo	XSR204 / C117635043	National Food Institute, Ministry of Industry, Thailand	2202934-001-01	13 May 22	12 May 23	-
5	Analytical Balance (Readability 0.1 mg)		Mettler-Toledo	XSR204 / C117635043	National Food Institute, Ministry of Industry, Thailand	2302827-001-01	10 May 23	8 May 24	-
6	Analytical Balance (Readability 0.01 mg)	ของแข็งแขวนลอยทั้งหมด สารแขวนลอย	Mettler-Toledo	XSR205DU / C009071872	Technology Promotion Association (Thailand-Japan)	23MM112	26 Apr 23	24 Apr 24	-
7	Hot Air Oven	สารที่ละลายได้ทั้งหมด	Memmert	UF55 / B216.1666	Technology Promotion Association (Thailand-Japan)	22TM1490	19 Oct 22	18 Oct 23	-
8	UV-VIS Spectrophotometer	ซีลเฟต ฟอสเฟต ความขุ่น สี	Agilent Technologies	Cary60 G6860A / MY15410009	DQE Services Co.,Ltd.	SP22-016	23 May 22	22 May 23	-
9	UV-VIS Spectrophotometer		Hitachi	U-1900 / 2021-064	DQE Services Co.,Ltd.	SP23-007	6 Jan 23	5 Jan 24	-
10	UV-VIS Spectrophotometer		Hitachi	U-2900 / 21E22-009	DQE Services Co.,Ltd.	SP23-008	6 Jan 23	5 Jan 24	-
11	Digester Unit	ไนโตรเจนในรูปของทีเคเอ็น	FOSS TECATOR	2520auto / 91794469	National Food Institute, Ministry of Industry, Thailand	2302413-001-01	30 Mar 23	28 Mar 24	-
12	Distillation Unit (Kjeldahl Method)		FOSS TECATOR	KT8100 / 91889052	FOSS South East Asia	6623	25 Jul 22	24 Jul 23	-

รายการใบรับรองสอบเทียบ/ทวนสอบ เครื่องมือหลักประจำห้องปฏิบัติการวิเคราะห์ สำหรับตรวจวัดคุณภาพน้ำ

No.	Instrument/Equipment	Parameter	Manufacturer	Model/Serial No.	Calibrator	Certification No.	Date of Calibration	Due date of Calibration*	Remark
เครื่องมือหลักสำหรับตรวจวัดคุณภาพน้ำ									
13	Ion Selective Electrode Meter (ISE)	Fluoride Nitrate	Orion	Star A214 / X36836	Science Tech Co.,Ltd.	FT005/22	23 Aug 22	22 Aug 23	-
14	Atomic Absorption Spectrometer (AAS)	Asenic ,Copper ,Iron ,Lead , Mercury ,Manganese ,Zinc Cadmium ,Chromium	Agilent Technologies	System ID:G8432A AA240FS / MY13160001	Thailand Institute of Scientific and Technological Research(TISTR)	MTC.ACL.No. 387/66	2 Feb 23	1 Feb 24	-
15	Atomic Absorption Spectrometer (AAS)		Perkin Elmer	PinAAcle 900F / PFBS20031902	Perkin Elmer Co.,Ltd.	PM Service No. WO-01710010	20 Jul 22	19 Jul 23	-
16	BOD Incubator	บีโอดี (BOD)	Arco	UC4-1320 / (UAE.WAO.015/2561)	Technology Promotion Association (Thailand-Japan)	23TM249	15 Feb 23	14 Feb 24	-
17	BOD Incubator		Arco	UC4-1320 / (UAE.WAO.002/2550)	Technology Promotion Association (Thailand-Japan)	22TM1232	15 Aug 22	14 Aug 23	-
18	BOD Incubator		Arco	UC4-1320 / (UAE.WAO.018/2559)	Technology Promotion Association (Thailand-Japan)	22TM1233	15 Aug 22	14 Aug 23	-
19	DO Meter	ออกซิเจนละลาย	YSI	4010-2W / 20260326	Technology Promotion Association (Thailand-Japan)	22TW240	27 Oct 22	26 Oct 23	-
20	Incubator	โคลิฟอร์มแบคทีเรียทั้งหมด ฟิคอลโคลิฟอร์มแบคทีเรีย	Binder	BD 53 / 13-07343	Technology Promotion Association (Thailand-Japan)	23TM192	16 Feb 23	15 Feb 24	-
21	Incubator		Memmert	INB400 / E411.1325	Technology Promotion Association (Thailand-Japan)	22TM1063	11 Jul 22	10 Jul 23	-



รายการใบรับรองสอบเทียบ/ทวนสอบ เครื่องมือหลักประจำห้องปฏิบัติการวิเคราะห์ สำหรับตรวจวัดคุณภาพน้ำ

No.	Instrument/Equipment	Parameter	Manufacturer	Model/Serial No.	Calibrator	Certification No.	Date of Calibration	Due date of Calibration*	Remark
เครื่องมือหลักสำหรับตรวจวัดคุณภาพน้ำ									
22	Water Bath	โคลิฟอร์มแบคทีเรียทั้งหมด ฟิคอลโคลิฟอร์มแบคทีเรีย	Memmert	WNE 14 / L416.0606	Technology Promotion Association (Thailand-Japan)	23TM193	15 Feb 23	14 Feb 24	-
23	Water Bath		Memmert	WNE 14 / L416.0612	Technology Promotion Association (Thailand-Japan)	23TM194	15 Feb 23	14 Feb 24	-
24	Analytical Balance		OHAUS	PX623 / C236754745	DKSH (Thailand) Ltd.	C01223732	9 Dec 22	8 Dec 23	-
25	Auto Clave		ALP	CL-40L / 810010	SPC Calibration Center	C11220112	17 Jun 22	16 Jun 23	-
26	Auto Clave		ALP	CL-40L / 807298	Technology Promotion Association (Thailand-Japan)	22TM1121	11 Jul 22	10 Jul 23	-
27	Auto Clave		ALP	CL-40L / 808763	Technology Promotion Association (Thailand-Japan)	23TM763	27 Apr 23	25 Apr 24	-


Due Date of Calibration\* : Based on the annual calibration plan. At least 1 time per year.

## Calibration Certificate

**Certificate No.:** 2203135- 001-01  
**Client name:** UNITED ANALYST AND ENGINEERING CONSULTANT CO.,LTD.  
**Address:** 3 Soi Udomsuk 41, Sukhumvit Road,  
Bangchack, Prakhnong, Bangkok 10260

Page 1 of 5

**Equipment:** pH Meter  
**Manufacturer:** HANNA INSTRUMENTS  
**Model:** HI2020-02  
**Serial No.:** C0051107  
**ID No.:** UAE.WAO.005/2557  
**Order No.:** 2203135  
**Operation No.:** 2203135-001  
**Date of Receipt:** 7 June 2022  
**Date of Calibration:** 8 June 2022

**Calibrated by** Mr.Manas Somsak **Approved by**   
Specialist ( Mr.Manas Somsak )  
Manager, Division of Calibration Laboratory  
**Date of Issue:** 13 June 2022 **Responsible for the Technical Management Team**

The uncertainties are for a confidence probability of approximately 95%.

This Certificate is issued in accordance with the conditions of accreditation granted by the Thai Laboratory Accreditation Scheme which has assessed the measurement capability of the laboratory and its traceability to recognized national standards and to the units of measurement realized at the corresponding national standards laboratory. This certificate may not be reproduced other than in full except with the prior written approval of the National Food Institute.

F-CS-009 Revision: 01 Date: 20-04-65



nfi.or.th

## Calibration Report

**Certificate No.:** 2203135- 001-01  
**Equipment:** pH Meter  
**Resolution:** 0.01 pH ; 0.1 mV  
**Manufacturer:** HANNA INSTRUMENTS  
**Model:** HI2020-02  
**Serial No.:** C0051107  
**Type:** Bench top  
**ID No.:** UAE.WAO.005/2557

Page 2 of 5

**Date of Calibration:** 8 June 2022  
**Location:** Chemical Calibration Laboratory, National Food Institute  
**Environment Condition:** Ambient Temperature: ( 23.5 ± 1.5 ) °C Relative Humidity: ( 53 ± 5 ) %  
**Condition of Equipment:** Good Condition  
**Condition of this Results of Calibration**

1. Calibration Method In house method : W-CC-002 based on direct measurement by using standard voltage calibrator and certified reference material (CRM)

2. Reference Standards / Certified Reference Material

Instruments	Serial / ID No.	Manufacturer	Certificate No.	Due Date
2.1 DC Voltage Calibrator	2709007	Fluke	SCL-21F-0887	24 June 2022
2.2 Digital Thermometer	2709007	Fluke	CC-840599-01	30 October 2022
2.3 Thermo-Hygro Meter	NFI.BTH005/18	PONPE	QR22-0351	18 February 2023
Certified Reference Material	Lot. No.	Manufacturer	Ref N	Expire Date
2.4 pH buffer 4.008 (Primary pH buffer Solution)	805203	CPAchem	PH216.L5	21 April 2024
2.5 pH buffer 6.865 (Primary pH buffer Solution)	805204	CPAchem	PH217.L5	21 April 2024
2.6 pH buffer 10.01 (Primary pH buffer Solution)	805205	CPAchem	PH220.L5	21 April 2023
2.7 pH buffer 7.00 (Standard pH buffer Solution)	805206	CPAchem	PH107.L5	21 April 2023

3. This certification is traceable to The International System of Unit (SI Unit)

3.1 Instruments No.2.1	through	NSC-TISI-TIS 17025 Laboratory Accreditation of Calibration No.0075
3.2 Instruments No.2.2	through	NSC-TISI-TIS 17025 Laboratory Accreditation of Calibration No.0061
3.3 Instruments No.2.3	through	NSC-TISI-TIS 17025 Laboratory Accreditation of Calibration No.0292
3.4 Certified Reference Material No. 2.4 to 2.6	traceable to	Primary measurement method- Harned cell using calibrated thermometer, barometer, and nanovoltmeter. The Standard Solution preparation and certified by CPAchem Ltd is accredited to ISO 17034 and ISO/IEC 17025
3.5 Certified Reference Material No.2.7	traceable to	BIM RefN HI-27 LotN 04.06.2021; BIM RefN HI-28 LotN 28.05.2021; BIM RefN HI-27 LotN 04.06.2021; BIM RefN HI-28 LotN 28.05.2021, the Standard Solution preparation and certified by CPAchem Ltd is accredited to ISO 17034 and ISO/IEC 17025

4. This certificate was certified only for the instrument we calibrated.

5. This result of calibration was found accurate as shown on date and place of calibration only.

F-CS-012 Revision: 01 Date: 20-04-65



nfi.or.th

## Calibration Report

**Certificate No.:** 2203135-001-01

**Equipment:** pH Meter

**Resolution:** 0.01 pH ; 0.1 mV

**Manufacturer:** HANNA INSTRUMENTS

**Model:** HI2020-02

**Serial No.:** C0051107

**Type:** Bench top

**ID No.:** UAE.WAO.005/2557

**Date of Calibration:** 8 June 2022

Page 3 of 5

### Calibration Results:

#### 1. Calibration of pH Meter (Manual Temperature Compensation at 25 °C)

Nominal pH	DC Voltage Standard (mV)	Average Indicator Reading		Uncertainty (±mV)	Coverage Factor (k)
		mV	pH		
0	414.117	415.9	0.00	0.063	2.00
2	295.811	297.5	2.00	0.063	2.00
4	177.462	179.1	4.00	0.063	2.00
6	59.159	60.8	6.00	0.063	2.00
7	-0.001	1.6	7.00	0.063	2.00
8	-59.159	-57.5	8.00	0.063	2.00
10	-177.463	-175.8	10.00	0.063	2.00
12	-295.812	-294.2	12.00	0.063	2.00
14	-414.119	-412.5	14.00	0.063	2.00

#### 2. Calibration of pH Meter with Electrode (Manual Temperature Compensation at 25 °C)

**Equipment:** pH Electrode

**Type:** Combined Electrode

**Manufacturer:** HANNA INSTRUMENTS

**Model:** HI11310

**Serial No.:** 078743

**ID.No.:** N/A

#### Performance of Electrode system (Three-Point Calibration at pH4, pH7 and pH10)

Certified Value @25 °C (pH)	Average Indicator Reading		Relative Slope (%)	Uncertainty (± pH)	Coverage Factor (k)
	pH	mV			
4.008	4.01	169.8	96.7	0.0071	2.00
6.865	6.87	6.2	-	0.0075	2.00
10.008	10.01	-174.0	97.0	0.0087	2.00
6.985	6.99	-2.0	-	0.0093	2.00

F-CS-012 Revision: 01 Date: 20-04-65

เอกสารไม่ควบคุม



## Calibration Report

**Certificate No.:** 2203135-001-01

**Equipment:** Digital Thermometer with RTD (pH Meter)

**Resolution:** 0.1 °C

**Model:** HI2020-02

**Serial No.:** C0051107

**ID No.:** UAE.WAO.005/2557

**Manufacturer:** HANNA INSTRUMENTS

**Date of Calibration:** 8 June 2022

Page 4 of 5

**Location:** Chemical Calibration Laboratory, National Food Institute

**Environment Condition:** Ambient Temperature ( 23.5 ± 1.0 ) °C  
Relative Humidity ( 53 ± 3 ) %

### Condition of this results of Calibration:

1. Calibration Method :
  - In house method: W-TE-025 by comparison with standard thermometer.
  - The Calibration is determined by comparing with a known temperature from a standard resistance thermometer.
  - The temperature scale in use at this laboratory is the International Temperature scale of 1990 ( ITS-90 ).

#### 2. Reference Standard Instrument :

Instrument	Model	Serial No.	Certificate No.	Due Date	Through
HANDHELD THERMOMETER	1523	2118154	PSL-T 0851/64	24-Jun-22	TISTR
Platinum Resistance Thermometer (PRT)	5627A	877332			

Support Equipment : - Low Temperature Bath (ISOCAL-6), Model: Europa-6 Plus Basic, S/N: 341592/2

3. This certificate is traceable to International System of Units (SI Units).

4. This certificate was certified only for the instrument we calibrated.

5. This result of calibration was found accurate as shown on date and place of calibration only.

6. Condition of Calibrated item : Good

7. Result of Calibration : ☒ Without adjustment ☐ After adjustment

F-CS-012 Revision: 01 Date: 20-04-65

เอกสารไม่ควบคุม



## Calibration Report

**Certificate No.:** 2203135-001-01  
**Equipment:** Digital Thermometer with RTD (pH Meter)  
**Resolution:** 0.1 °C **Model:** HI2020-02  
**Serial No.:** C0051107 **ID No.:** UAE.WAO.005/2557  
**Manufacturer:** HANNA INSTRUMENTS  
**Date of Calibration:** 8 June 2022

Page 5 of 5

**Calibration point:** 15.0, 20.0 and 25.0 °C

### Calibration result:

- The probe was immersed in liquid bath or dry bath to a minimum depth of 120 mm.

- Description of probe, model: HI11310 S/N: 78743

Dimension of probe : Diameter 12 mm., Length 120 mm.,

Sheath material : Glass

UUC* Reading (°C)	Standard Temperature (°C)	Correction Value (°C)	Uncertainty ± (°C)
15.1	15.001	-0.1	0.099
20.1	20.002	-0.1	0.099
25.2	25.002	-0.2	0.099

**Note** - UUC\* : Unit Under Calibration

The report uncertainty of measurement was based on standard uncertainty multiplied by coverage factor  $k=2$ , providing a level of confidence of approximately 95 %.

----- End -----

F-CS-012 Revision: 01 Date: 20-04-65



เอกสารไม่ควบคุม

## Calibration Certificate

**Certificate No.:** 2301846-001-01  
**Client name:** UNITED ANALYST AND ENGINEERING CONSULTANT CO.,LTD.  
**Address:** 3 Soi Udomsuk 41, Sukhumvit Road,  
Bangchack, Prakhonong, Bangkok 10260

Page 1 of 5

**Equipment:** pH Meter  
**Manufacturer:** Mettler Toledo  
**Model:** SevenEasy TM S20 pH  
**Serial No.:** 1231155210  
**ID No.:** UAE.WAT.010/2553  
**Order No.:** 2301846  
**Operation No.:** 2301846-001  
**Date of Receipt:** 17 February 2023  
**Date of Calibration:** 24 February 2023

**Calibrated by** Mr.Worapob Sooktong **Approved by** (Mr.Nuttapol Niyomchart)  
Scientist Specialist, Division of Calibration Laboratory  
**Date of Issue:** 24 February 2023 **Responsible for the Technical Management Team**

The uncertainties are for a confidence probability of approximately 95%.

This Certificate is issued in accordance with the conditions of accreditation granted by the Thai Laboratory Accreditation Scheme which has assessed the measurement capability of the laboratory and its traceability to recognized national standards and to the units of measurement realized at the corresponding national standards laboratory. This certificate may not be reproduced other than in full except with the prior written approval of the National Food Institute.

F-CS-009 Revision: 01 Date: 20-04-65



เอกสารไม่ควบคุม



## Calibration Report

**Certificate No.:** 2301846-001-01  
**Equipment:** pH Meter  
**Resolution:** 0.01 pH ; 1 mV  
**Manufacturer:** Mettler Toledo  
**Model:** SevenEasy TM S20 pH  
**Serial No.:** 1231155210  
**Type:** Bench top  
**ID No.:** UAE.WAT.010/2553

**Date of Calibration:** 24 February 2023 Page 2 of 5

**Location:** Chemical Calibration Laboratory, National Food Institute  
**Environment Condition:** **Ambient Temperature:** ( 25.1 ± 1.5 ) °C **Relative Humidity:** ( 50 ± 5 ) %  
**Condition of Equipment:** Good Condition

### Condition of this Results of Calibration

1. Calibration Method In house method : W-CC-002 based on direct measurement by using standard voltage calibrator and certified reference material (CRM)

### 2. Reference Standards / Certified Reference Material

Instruments	Serial / ID No.	Manufacturer	Certificate No.	Due Date
2.1 DC Voltage Calibrator	2709007	Fluke	22E1959	17 June 2023
2.2 Digital Thermometer	2709007	Fluke	CC 650577-01	30 October 2023
2.3 Thermo-Hygro Meter	NFI.BTH 007/18	PONPE 490	QR22-0886	26 April 2023
Certified Reference Material	Lot No.	Manufacturer	Ref N	Expire Date
2.4 pH buffer 4.008 (Primary pH buffer Solution)	832606	CPAchem	PH216.L5	8 August 2024
2.5 pH buffer 6.865 (Primary pH buffer Solution)	832607	CPAchem	PH217.L5	8 August 2024
2.6 pH buffer 10.01 (Primary pH buffer Solution)	832609	CPAchem	PH220.L5	8 August 2023
2.7 pH buffer 7.00 (Standard pH buffer Solution)	832610	CPAchem	PH107.L5	8 August 2023

### 3. This certification is traceable to The International System of Unit (SI Unit)

3.1 Instruments No.2.1	through	NSC-TISI-TIS 17025 Laboratory Accreditation of Calibration No.0008
3.2 Instruments No.2.2	through	NSC-TISI-TIS 17025 Laboratory Accreditation of Calibration No.0061
3.3 Instruments No.2.3	through	NSC-TISI-TIS 17025 Laboratory Accreditation of Calibration No.0292
3.4 Certified Reference Material No. 2.4 to 2.6	traceable to	Primary measurement method- Harned cell using calibrated thermometer, barometer, and nanovoltmeter. The Standard Solution preparation and certified by CPAchem Ltd is accredited to ISO 17034 and ISO/IEC 17025
3.5 Certified Reference Material No.2.7	traceable to	BIM RefN HI-27 LotN 04.06.2021; BIM RefN HI-28 LotN 28.05.2021; BIM RefN HI-27 LotN 04.06.2021; BIM RefN HI-28 LotN 28.05.2021, the Standard Solution preparation and certified by CPAchem Ltd is accredited to ISO 17034 and ISO/IEC 17025

4. This certificate was certified only for the instrument we calibrated.

5. This result of calibration was found accurate as shown on date and place of calibration only.

F-CS-012 Revision: 01 Date: 20-04-65



nfi.or.th

## Calibration Report

**Certificate No.:** 2301846-001-01  
**Equipment:** pH Meter  
**Resolution:** 0.01 pH ; 1 mV  
**Manufacturer:** Mettler Toledo  
**Model:** SevenEasy TM S20 pH  
**Serial No.:** 1231155210  
**Type:** Bench top  
**ID No.:** UAE.WAT.010/2553

**Date of Calibration:** 24 February 2023 Page 3 of 5

### Calibration Results:

1. Calibration of pH Meter ( Manual Temperature Compensation at 25 °C )

Nominal pH	DC Voltage Standard ( mV )	Average Indicator Reading		Uncertainty ( ±mV )	Coverage Factor ( k )
		mV	pH		
0	414.120	414	0.00	0.58	2.00
2	295.814	296	2.00	0.58	2.00
4	177.464	178	4.00	0.58	2.00
6	59.160	59	6.00	0.58	2.00
7	0.000	0	7.00	0.58	2.00
8	-59.158	-59	8.00	0.58	2.00
10	-177.480	-177	10.00	0.58	2.00
12	-295.811	-296	12.00	0.58	2.00
14	-414.117	-414	14.00	0.58	2.00

### 2. Calibration of pH Meter with Electrode ( Manual Temperature Compensation at 25 °C )

**Equipment:** pH Electrode **Type:** Combined Electrode  
**Manufacturer:** Mettler Toledo **Model:** InLab Solids  
**Serial No.:** 9018311 **ID.No.:** N/A

**Performance of Electrode system** (Three-Point Calibration at pH 4, pH 7 and pH 10)

Certified Value @25 °C (pH)	Average Indicator Reading		Relative Slope (%)	Uncertainty ( ± pH )	Coverage Factor ( k )
	pH	mV			
4.008	4.01	186	-	0.0071	2.00
6.865	6.90	19	97.68	0.0075	2.00
10.008	10.01	-160	97.29	0.0095	2.00
6.985	6.99	15	-	0.0092	2.00

F-CS-012 Revision: 01 Date: 20-04-65



nfi.or.th

## Calibration Report

**Certificate No.:** 2301846-001-01  
**Equipment:** Digital Thermometer with RTD  
Resolution: 0.1 °C Model: SevenEasy TM S20 pH  
Serial No.: 1231155210 ID No.: UAE.WAT.010/2553  
Manufacturer: Mettler Toledo  
**Date of Calibration:** 24 February 2023

Page 4 of 5

**Location:** Chemical Calibration Laboratory, National Food Institute  
**Environment Condition:** Ambient Temperature 25 °C ± 1 °C  
Relative Humidity 48 % ± 3 %

### Condition of this results of Calibration:

1. Calibration Method : - In house method: W-TE-025 by comparison with standard thermometer.  
- The Calibration is determined by comparing with a known temperature from a standard resistance thermometer.  
- The temperature scale in use at this laboratory is the International Temperature scale of 1990 ( ITS-90 ).

### 2. Reference Standard Instrument :

Instrument	Model	Serial No.	Certificate No.	Due Date	Through
HANDHELD THERMOMETER	1523	2118154	PSL-T 0673/65	07-Jun-23	TISTR
Platinum Resistance Thermometer (PRT)	5627A	877332			

Support Equipment : - Low Temperature Bath (Micro Bath), Model: 7103, S/N: A39538,AN65 A85181.

3. This certificate is traceable to International System of Units (SI Units).
4. This certificate was certified only for the instrument we calibrated.
5. This result of calibration was found accurate as shown on date and place of calibration only.
6. Condition of Calibrated item : Good
7. Result of Calibration : ☒ Without adjustment ☐ After adjustment



## Calibration Report

**Certificate No.:** 2301846-001-01  
**Equipment:** Digital Thermometer with RTD  
Resolution: 0.1 °C Model: SevenEasy TM S20 pH  
Serial No.: 1231155210 ID No.: UAE.WAT.010/2553  
Manufacturer: Mettler Toledo  
**Date of Calibration:** 24 February 2023

Page 5 of 5

**Calibration point:** 15.0, 25.0 and 35.0 °C  
**Calibration result:**

- The probe was immersed in liquid bath or dry bath to a minimum depth of 120 mm.
- Description of probe, model : - S/N : -  
Dimension of probe : Diameter 9 mm., Length 120 mm.,  
Sheath material : Stainless Steel

UUC* Reading (°C)	Standard Temperature (°C)	Correction Value (°C)	Uncertainty ± (°C)
15.1	15.015	- 0.1	0.11
25.0	25.014	0.0	0.11
35.1	35.016	- 0.1	0.11

### Note

- UUC\* : Unit Under Calibration

The report uncertainty of measurement was based on standard uncertainty multiplied by coverage factor k= 2, providing a level of confidence of approximately 95 %.

----- End -----





## Calibration Certificate

**Certificate No.:** 2302181-001-01  
**Client name:** UNITED ANALYST AND ENGINEERING CONSULTANT CO.,LTD.  
**Address:** 3 Soi Udomsuk 41, Sukhumvit Road,  
 Bangchack, Prakhong, Bangkok 10260

Page 1 of 5

**Equipment:** pH Meter  
**Manufacturer:** METTLER TOLEDO  
**Model:** SevenEasy pH  
**Serial No.:** 1230525212  
**ID No.:** UAE.WAS.003/2553  
**Order No.:** 2302181  
**Operation No.:** 2302181-001  
**Date of Receipt:** 14 March 2023  
**Date of Calibration:** 24 March 2023

**Calibrated by** Mr.Pheraphat Tuanjit **Approved by**   
 Scientist (Mr.Nuttapol Niyomchart)  
 Specialist, Division of Calibration Laboratory  
**Date of Issue:** 24 March 2023 **Responsible for the Technical Management Team**

The uncertainties are for a confidence probability of approximately 95%.

This Certificate is issued in accordance with the conditions of accreditation granted by the Thai Laboratory Accreditation Scheme which has assessed the measurement capability of the laboratory and its traceability to recognized national standards and to the units of measurement realized at the corresponding national standards laboratory. This certificate may not be reproduced other than in full except with the prior written approval of the National Food Institute.

F-CS-009 Revision: 01 Date: 20-04-65



nfi.or.th

## Calibration Report

**Certificate No.:** 2302181-001-01  
**Equipment:** pH Meter  
**Resolution:** 0.01 pH ; 1 mV  
**Manufacturer:** METTLER TOLEDO  
**Model:** SevenEasy pH  
**Serial No.:** 1230525212  
**Type:** Bench top  
**ID No.:** UAE.WAS.003/2553

**Date of Calibration:** 24 March 2023 Page 2 of 5

**Location:** Chemical Calibration Laboratory, National Food Institute  
**Environment Condition:** Ambient Temperature: ( 23.4 ± 1.5 ) °C **Relative Humidity:** ( 52 ± 3 ) %  
**Condition of Equipment:** Good Condition

### Condition of this Results of Calibration

1. Calibration Method In house method : W-CC-002 based on direct measurement by using standard voltage calibrator and certified reference material (CRM)

### 2. Reference Standards / Certified Reference Material

Instruments	Serial / ID No.	Manufacturer	Certificate No.	Due Date
2.1 DC Voltage Calibrator	2709007	Fluke	22E1959	17 June 2023
2.2 Digital Thermometer	2709007	Fluke	CC-650557-01	30 October 2023
2.3 Thermo-Hygro Meter	NFLBTH003/17	PONPE	TE 650555-01	21 September 2023
Certified Reference Material	Lot No.	Manufacturer	Ref N	Expire Date
2.4 pH buffer 4.008 (Primary pH buffer Solution)	873608	CPAchem	PH216.L5	16 February 2025
2.5 pH buffer 6.865 (Primary pH buffer Solution)	873609	CPAchem	PH217.L5	16 February 2025
2.6 pH buffer 10.01 (Primary pH buffer Solution)	873611	CPAchem	PH220.L5	16 February 2024
2.7 pH buffer 7.00 (Standard pH buffer Solution)	873612	CPAchem	PH107.L5	16 February 2024

### 3. This certification is traceable to The International System of Unit (SI Unit)

- 3.1 Instruments No.2.1 through NSC-TISI-TIS 17025 Laboratory Accreditation of Calibration No.0008
- 3.2 Instruments No.2.2 through NSC-TISI-TIS 17025 Laboratory Accreditation of Calibration No.0061
- 3.3 Instruments No.2.3 through NSC-TISI-TIS 17025 Laboratory Accreditation of Calibration No.0061
- 3.4 Certified Reference Material No. 2.4 to 2.6 traceable to Primary measurement method- Harned cell using calibrated thermometer, barometer, and nanovoltmeter. The Standard Solution preparation and certified by CPAchem Ltd is accredited to ISO 17034 and ISO/IEC 17025
- 3.5 Certified Reference Material No.2.7 traceable to BIM RefN HI-13 LotN 25.05.2022; BIM RefN HI-16 LotN 02.06.2022; BIM RefN HI-13 LotN 25.05.2022; BIM RefN HI-16 LotN 02.06.2022, the Standard Solution preparation and certified by CPAchem Ltd is accredited to ISO 17034 and ISO/IEC 17025

4. This certificate was certified only for the instrument we calibrated.

5. This result of calibration was found accurate as shown on date and place of calibration only.

F-CS-012 Revision: 01 Date: 20-04-65



nfi.or.th

## Calibration Report

**Certificate No.:** 2302181-001-01  
**Equipment:** pH Meter  
**Resolution:** 0.01 pH ; 1 mV  
**Manufacturer:** METTLER TOLEDO  
**Model:** SevenEasy pH  
**Serial No.:** 1230525212  
**Type:** Bench top  
**ID No.:** UAE.WAS.003/2553  
**Date of Calibration:** 24 March 2023

Page 3 of 5

### Calibration Results:

#### 1. Calibration of pH Meter (Manual Temperature Compensation at 25 °C)

Nominal pH	DC Voltage Standard (mV)	Average Indicator Reading		Uncertainty (±mV)	Coverage Factor (k)
		mV	pH		
0	414.120	414	0.00	0.58	2.00
2	295.814	296	2.00	0.58	2.00
4	177.464	178	4.00	0.58	2.00
6	59.160	59	6.00	0.58	2.00
7	0.000	0	7.00	0.58	2.00
8	-59.158	-59	8.00	0.58	2.00
10	-177.460	-177	10.00	0.58	2.00
12	-295.811	-296	12.00	0.58	2.00
14	-414.117	-414	14.00	0.58	2.00

#### 2. Calibration of pH Meter with Electrode (Manual Temperature Compensation at 25 °C)

**Equipment:** pH Electrode  
**Type:** Combined Electrode  
**Manufacturer:** METTLER TOLEDO  
**Model:** InLab Solids  
**Serial No.:** 1156883  
**ID No.:** N/A

**Performance of Electrode system** (Three-Point Calibration at pH 4, pH 7 and pH 10)

Certified Value @25 °C (pH)	Average Indicator Reading		Relative Slope (%)	Uncertainty (± pH)	Coverage Factor (k)
	pH	mV			
4.008	4.01	187	-	0.0071	2.00
6.865	6.86	22	97.86	0.0075	2.00
10.010	10.01	-160	97.66	0.0086	2.00
6.985	6.99	14	-	0.0093	2.00

F-CS-012 Revision: 01 Date: 20-04-65



nfi.or.th

## Calibration Report

**Certificate No.:** 2302181-001-01  
**Equipment:** Digital Thermometer with RTD (pH Meter)  
**Resolution:** 0.1 °C  
**Model:** SevenEasy pH  
**Serial No.:** 1230525212  
**ID No.:** UAE.WAS.003/2553  
**Manufacturer:** METTLER TOLEDO  
**Date of Calibration:** 24 March 2023

Page 4 of 5

**Location:** Chemical Calibration Laboratory, National Food Institute  
**Environment Condition:** Ambient Temperature 25 °C ± 1 °C  
 Relative Humidity 55 % ± 5 %

### Condition of this results of Calibration:

- Calibration Method : - In house method: W-TE-025 by comparison with standard thermometer.  
 - The Calibration is determined by comparing with a known temperature from a standard resistance thermometer.  
 - The temperature scale in use at this laboratory is the International Temperature scale of 1990 ( ITS-90 ).

### 2. Reference Standard Instrument :

Instrument	Model	Serial No.	Certificate No.	Due Date	Through
HANDHELD THERMOMETER	1521	A85997	TE 660039-01	10-Dec-23	NATIONAL FOOD INSTITUTE
Platinum Resistance Thermometer (PRT)	385	509201			

Support Equipment : - Low Temperature Bath (ISOCAL-6), Model: Europa-6 Plus Basic, S/N: 341592/2

- This certificate is traceable to International System of Units (SI Units).
- This certificate was certified only for the instrument we calibrated.
- This result of calibration was found accurate as shown on date and place of calibration only.
- Condition of Calibrated item : Good
- Result of Calibration : ☒ Without adjustment ☐ After adjustment

F-CS-012 Revision: 01 Date: 20-04-65



nfi.or.th



## Calibration Report

**Certificate No.:** 2302181-001-01  
**Equipment:** Digital Thermometer with RTD (pH Meter)  
Resolution: 0.1 °C Model: SevenEasy pH  
Serial No.: 1230525212 ID No.: UAE.WAS.003/2553  
Manufacturer: METTLER TOLEDO  
**Date of Calibration:** 24 March 2023

Page 5 of 5

**Calibration point:** 15.0, 25.0 and 30.0 °C

**Calibration result:**

- The probe was immersed in liquid bath or dry bath to a minimum depth of 120 mm.
- Description of probe, model : N/A S/N : N/A  
Dimension of probe : Diameter 3 mm., Length 120 mm.,  
Sheath material : N/A

UUC* Reading (°C)	Standard Temperature (°C)	Correction Value (°C)	Uncertainty ± (°C)
15.2	14.999	- 0.2	0.12
25.2	24.999	- 0.2	0.12
30.2	29.999	- 0.2	0.12

**Note**

- UUC\* : Unit Under Calibration

The report uncertainty of measurement was based on standard uncertainty multiplied by coverage factor k= 2, providing a level of confidence of approximately 95 %.

----- End -----

F-CS-012 Revision: 01 Date: 20-04-65



## Calibration Certificate

**Certificate No.:** 2202934-001-01  
**Client name:** UNITED ANALYST AND ENGINEERING CONSULTANT CO., LTD.  
**Address:** 3 Soi Udomsuk 41, Sukhumvit Road,  
Bangchack, Prakhong, Bangkok 10260

Page 1 of 4

**Equipment:** Electronic Balance

**Manufacturer:** METTLER TOLEDO

**Model:** XSR204

**Serial No.:** C117635043

**ID No.:** UAE.WAS.012/2564


**Order No.:** 2202934

**Operation No.:** 2202934-001

**Date of Receipt:** 13 May 2022

**Date of Calibration:** 13 May 2022

**Calibrated by** Mr. Manas Somsak  
Specialist

**Approved by**   
( Mr. Pheraphat Tuanjit )  
Manager, Division of Calibration Laboratory  
Responsible for the Technical Management Team

**Date of Issue:** 25 May 2022

**The uncertainties are for a confidence probability of approximately 95%**

This Certificate is issued in accordance with the conditions of accreditation granted by the Thai Laboratory Accreditation Scheme which has assessed the measurement capability of the laboratory and its traceability to recognized national standards and to the units of measurement realized at the corresponding national standards laboratory. This certificate may not be reproduced other than in full except with the prior written approval of the National Food Institute.

F-CS-009 Revision: 01 Date: 20-04-65



## Calibration Report

**Certificate No.:** 2202934-001-01

**Equipment:**

Electronic Balance

**Manufacturer:** METTLER TOLEDO

**Model:** XSR204

**Resolution:** 0.0001 g

**Serial No.:** C117635043

**ID No.:** UAE.WAS.012/2564

**Capacity:** 220 g

**Date of Calibration:** 13 May 2022

Page 2 of 4

**Environment Condition:** Ambient Temperature 22.3 ± 0.1 °C Relative Humidity: 47 ± 3 %

**Place of Calibration:** Balance room (Water Analysis Unit), UNITED ANALYST AND ENGINEERING CONSULTANT CO., LTD.

**Condition of Equipment:** Good Condition

**Condition of This Results of Calibration:**

1. Calibration Method: NFI Method W-MA-001 In-House Method based on UKAS Lab 14 : 2019

2. Reference Standards:

Reference Standard	Model	Serial No	Calibrated By	Certificate No.	Due Date
Standard Weight Class E2	1mg to 200g	B505567572	TCS	M22041375	23 April 2023

Instrument	Model	Serial No	Calibrated By	Certificate No.	Due Date
Thermo-Hygro Meter	PONPE 490	NFL.BTH 010/18	Quality Reborn	QR22-0350	18 February 2023

3. This certification is traceable to SI UNIT

4. This certificate was certified only for the instrument we calibrated.

5. This result of calibration was found accurate as shown on date and place of calibration only.

**Calibration Results:**

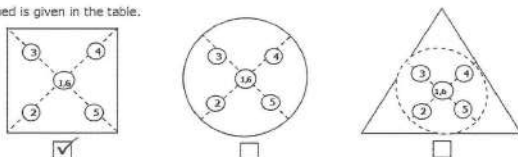
**1. Repeatability of Reading:**

Nominal Value ( g )	Standard Deviation of Reading ( g )
100	0.000033
200	0.000032

**2. Off-Center Error:**

A mass of 50 g was placed and moved to various position on pan.

The balance reading obtained is given in the table.



1	2	3	4	5	6	(Maximum Difference)
( g )	( g )	( g )	( g )	( g )	( g )	( g )
50.000	50.000	50.000	50.000	50.000	50.000	0.000

F-CS-012 Revision: 01 Date: 20-04-65

เอกสารไม่ควบคุม



nfi.or.th

## Calibration Report

**Certificate No.:** 2202934-001-01

**Equipment:**

Electronic Balance

**Manufacturer:** METTLER TOLEDO

**Model:** XSR204

**Resolution:** 0.0001 g

**Serial No.:** C117635043

**ID No.:** UAE.WAS.012/2564

**Capacity:** 220 g

**Date of Calibration:** 13 May 2022

Page 3 of 4

**Calibration Results:** (Continued)

**Calibration Range:** 0 - 200 g

**Calibration Adjustment:** Internal Calibration

**3. Departure from Nominal Value:**

Nominal Value ( g )	Standard Value ( g )	Average Reading ( g )	Correction ( g )	Uncertainty ( ± g )	Coverage Factor k
Unload	0.00000	0.0000	0.0000	0.000085	2.00
0.01	0.01000	0.0100	0.0000	0.000085	2.00
0.02	0.02000	0.0200	0.0000	0.000085	2.00
0.05	0.05000	0.0500	0.0000	0.000085	2.00
0.1	0.10001	0.1000	0.0000	0.000085	2.00
0.2	0.20001	0.2000	0.0000	0.000085	2.00
0.5	0.50002	0.5000	0.0000	0.000085	2.00
1	1.00001	1.0000	0.0000	0.000086	2.00
2	2.00003	2.0000	0.0000	0.000086	2.00
3	3.00004	3.0000	0.0000	0.000087	2.00
5	5.00002	5.0000	0.0000	0.000087	2.00
10	10.00001	10.0000	0.0000	0.000088	2.00
20	20.00004	20.0000	0.0000	0.000092	2.00
30	30.00005	30.0001	-0.0001	0.00010	2.00
40	40.00008	40.0001	0.0000	0.00011	2.00
45	45.00010	45.0001	0.0000	0.00013	2.00

F-CS-012 Revision: 01 Date: 20-04-65

เอกสารไม่ควบคุม



nfi.or.th

## Calibration Report

**Certificate No.:** 2202934-001-01

**Equipment:** Electronic Balance

**Model:** XSR204

**Serial No.:** C117635043

**Capacity:** 220 g

**Manufacturer:** METTLER TOLEDO

**Resolution:** 0.0001 g

**ID No.:** UAE.WAS.012/2564

**Date of Calibration:** 13 May 2022

Page 4 of 4

**Calibration Results:** (Continued)

**Calibration Range:** 0 - 200 g

**Calibration Adjustment:** Internal Calibration

**3. Departure from Nominal Value:**

Nominal Value ( g )	Standard Value ( g )	Average Reading ( g )	Correction ( g )	Uncertainty ( ± g )	Coverage Factor k
50	50.00004	50.0001	-0.0001	0.00011	2.00
55	55.00006	55.0001	0.0000	0.00012	2.00
60	60.00005	60.0001	-0.0001	0.00012	2.00
65	65.00007	65.0002	-0.0001	0.00013	2.00
70	70.00008	70.0002	-0.0001	0.00013	2.00
75	75.00010	75.0002	-0.0001	0.00013	2.00
80	80.00009	80.0002	-0.0001	0.00014	2.00
85	85.00011	85.0002	-0.0001	0.00014	2.00
90	90.00012	90.0002	-0.0001	0.00015	2.00
100	100.00008	100.0003	-0.0002	0.00016	2.00
120	120.00011	120.0003	-0.0002	0.00018	2.00
150	150.00012	150.0004	-0.0003	0.00021	2.00
200	200.00015	200.0004	-0.0003	0.00028	2.00

The reported uncertainty of measurement was based on a standard uncertainty multiplied by a coverage factor  $k$  providing a level of confidence of approximately 95 %.

----- End -----

F-CS-012 Revision: 01 Date: 20-04-65

เอกสารไม่ควบคุม



## Calibration Certificate

**Certificate No.:** 2302827-001-01

**Client name:**

UNITED ANALYST AND ENGINEERING CONSULTANT CO., LTD.

**Address:**

3 Soi Udomsuk 41, Sukhumvit Road,  
Bangchak, Phrakhanong, Bangkok 10260

Page 1 of 4

**Equipment:** Electronic Balance

**Manufacturer:** METTLER TOLEDO

**Model:** XSR204

**Serial No.:** C117635043

**ID No.:** UAE.WAS.012/2564

**Order No.:** 2302827

**Operation No.:** 2302827-001

**Date of Receipt:** 10 May 2023

**Date of Calibration:** 10 May 2023

**Calibrated by** Mr.Manas Somsak  
Specialist

**Approved by** ( Mr.Pnerapnat Tuanjit )

Manager, Division of Calibration Laboratory

**Date of Issue:** 18 May 2023

Responsible for the Technical Management Team

**The uncertainties are for a confidence probability of approximately 95%**

This Certificate is issued in accordance with the conditions of accreditation granted by the Thai Laboratory Accreditation Scheme which has assessed the measurement capability of the laboratory and its traceability to recognized national standards and to the units of measurement realized at the corresponding national standards laboratory. This certificate may not be reproduced other than in full except with the prior written approval of the National Food Institute.

F-CS-009 Revision: 01 Date: 20-04-65

เอกสารไม่ควบคุม





## Calibration Report

**Certificate No.:** 2302827-001-01

**Equipment:** Electronic Balance

**Model:** XSR204

**Serial No.:** C117635043

**Capacity:** 220 g

**Manufacturer:** METTLER TOLEDO

**Resolution:** 0.0001 g

**ID No.:** UAE.WAS.012/2564

**Date of Calibration:** 10 May 2023

Page 2 of 4

**Environment Condition:** Ambient Temperature 21.4 ± 0.2 °C Relative Humidity: 43.4 ± 0.9 %

**Place of Calibration:** Balance room (Water Analysis Unit), UNITED ANALYST AND ENGINEERING CONSULTANT CO., LTD.

**Condition of Equipment:** Good Condition

### Condition of This Results of Calibration:

1. Calibration Method: NFI Method W-MA-001 In-House Method based on UKAS Lab 14 : 2019

2. Reference Standards:

Reference Standard	Model	Serial No.	Calibrated By	Certificate No.	Due Date
Standard Weight Class E2	1mg to 200g	B505567572	TCS	M23040535	8 April 2024

Instrument	Model	Serial No.	Calibrated By	Certificate No.	Due Date
Thermo-Hygro Meter	608-H1	NFI.BTH 016/23	Quality Reborn	QR23-0489	21 February 2024

3. This certification is traceable to SI UNIT

4. This certificate was certified only for the instrument we calibrated.

5. This result of calibration was found accurate as shown on date and place of calibration only.

### Calibration Results:

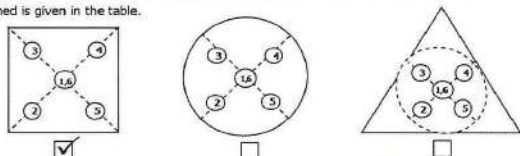
#### 1. Repeatability of Reading:

Nominal Value ( g )	Standard Deviation of Reading ( g )
100	0.000032
200	0.000032

#### 2. Off-Center Error:

A mass of 100 g was placed and moved to various position on pan.

The balance reading obtained is given in the table.



1	2	3	4	5	6	(Maximum Difference)
( g )	( g )	( g )	( g )	( g )	( g )	( g )
100.0002	100.0002	100.0002	100.0002	100.0003	100.0002	0.0001

F-CS-012 Revision: 01 Date: 20-04-65

เอกสารไม่ควบคุม



## Calibration Report

**Certificate No.:** 2302827-001-01

**Equipment:** Electronic Balance

**Model:** XSR204

**Serial No.:** C117635043

**Capacity:** 220 g

**Manufacturer:** METTLER TOLEDO

**Resolution:** 0.0001 g

**ID No.:** UAE.WAS.012/2564

**Date of Calibration:** 10 May 2023

Page 3 of 4

### Calibration Results: (Continued)

**Calibration Range:** 0 - 200 g

**Calibration Adjustment:** Internal Calibration

### 3. Departure from Nominal Value:

Nominal Value ( g )	Standard Value ( g )	Average Reading ( g )	Correction ( g )	Uncertainty ( ± g )	Coverage Factor k
Unload	0.00000	0.0000	0.0000	0.000085	2.00
0.01	0.01000	0.0100	0.0000	0.000085	2.00
0.02	0.02001	0.0200	0.0000	0.000085	2.00
0.05	0.05000	0.0500	0.0000	0.000085	2.00
0.1	0.10001	0.1000	0.0000	0.000085	2.00
0.2	0.20001	0.2000	0.0000	0.000085	2.00
0.5	0.50002	0.5000	0.0000	0.000085	2.00
1	1.00000	1.0000	0.0000	0.000086	2.00
2	2.00002	2.0000	0.0000	0.000086	2.00
3	3.00003	3.0000	0.0000	0.000087	2.00
5	5.00002	5.0000	0.0000	0.000087	2.00
10	10.00001	10.0000	0.0000	0.000088	2.00
20	20.00003	20.0000	0.0000	0.000092	2.00
30	30.00004	30.0000	0.0000	0.000098	2.00
40	40.00007	40.0000	0.0000	0.00011	2.00
45	45.00009	45.0001	0.0000	0.00013	2.00

F-CS-012 Revision: 01 Date: 20-04-65

เอกสารไม่ควบคุม





## Calibration Report

**Certificate No.:** 2302827-001-01

**Equipment:**

Electronic Balance

**Manufacturer:** METTLER TOLEDO

**Model:** XSR204

**Resolution:** 0.0001 g

**Serial No.:** C117635043

**ID No.:** UAE.WAS.012/2564

**Capacity:** 220 g

**Date of Calibration:** 10 May 2023

Page 4 of 4

**Calibration Results:** (Continued)

**Calibration Range:** 0 - 200 g

**Calibration Adjustment:** Internal Calibration

**3. Departure from Nominal Value:**

Nominal Value ( g )	Standard Value ( g )	Average Reading ( g )	Correction ( g )	Uncertainty ( ± g )	Coverage Factor k
50	50.00003	50.0000	0.0000	0.00011	2.00
55	55.00005	55.0000	0.0000	0.00012	2.00
60	60.00004	60.0000	0.0000	0.00012	2.00
65	65.00005	65.0000	0.0000	0.00013	2.00
70	70.00006	70.0001	-0.0001	0.00013	2.00
75	75.00008	75.0002	-0.0001	0.00013	2.00
80	80.00007	80.0002	-0.0001	0.00014	2.00
85	85.00009	85.0002	-0.0001	0.00014	2.00
90	90.00010	90.0002	-0.0001	0.00015	2.00
100	100.00006	100.0002	-0.0001	0.00016	2.00
120	120.00009	120.0002	-0.0001	0.00018	2.00
150	150.00009	150.0002	-0.0001	0.00021	2.00
200	200.00016	200.0003	-0.0001	0.00028	2.00

The reported uncertainty of measurement was based on a standard uncertainty multiplied by a coverage factor  $k$ , providing a level of confidence of approximately 95 %.

----- End -----

F-CS-012 Revision: 01 Date: 20-04-65



TECHNOLOGY PROMOTION ASSOCIATION (THAILAND-JAPAN)  
CORPORATE SERVICES 3: EQUIPMENT CALIBRATION AND TESTING SERVICES  
534/4 PATTANAKARN ROAD SOI 18, SUANLUANG, SUANLUANG BANGKOK 10250  
TEL. 0-2717-3000-29 FAX. 0-2719-9484



Cert.No.: 23MM112  
Page.: 1 of 3

## Certificate of Calibration

**Equipment :** Electronic Balance

**Manufacturer :** Mettler Toledo

**Model :** XSR205

**Serial No. :** C009071872

**ID No. :** UAE.WAO.012/2563

**Submitted by :** United Analyst and Engineering Consultant Co.,Ltd.  
3 Soi Udomsuk 41, Sukhumvit Road,  
Bangchak, Phakhanong,  
Bangkok 10260

**Location :** Balance Room

**Received order :** 26 April 2023

**Calibration Date :** 26 April 2023

**Ambient Temperature :** 15 °C to 40 °C

**Relative Humidity :** 30 % to 90 %

**Calibrated by :** Man Pattanapongpaiboon

**Approved by :**

( ) Pornthippa Tameyakul  
( ) Malee Butkruea  
(✓) Suwit Imjai

**Issue Date :** 2 May 2023

The Uncertainties are for a confidence probability of approximately 95%

This certificate may not be reproduced other than in full, except with the prior written  
Approval of the head of Corporate Services 3: Equipment Calibration and Testing Services.

เอกสารไม่ควบคุม



Equipment : Electronic Balance  
Condition As-Received : Used Item  
Reference : 2304-0459OC-1

Cert.No.: 23MM112  
Page: 2 of 3

**Procedure used :-**

Calibration were conducted using in-house calibration procedure CP-OB01 according to direct measurement method against standard weight.

**Condition of this result of calibration**

**1. Reference standard instruments:-**

Instruments	Model	Serial No.	ID No.	Test report No.	Due date
1) Standard Weight Set (E2)	15884	24053	70RC007	MM-0010-22	20 Jan 2024

- This certificate is valid only to the item calibrated on date and place of calibration.
- This result of calibration was made on requested at the point specified by customer.
- This certificate is not certified for any commercial transaction.
- This certification is traceable to the International System of Unit.

**Result of calibration** ( ) Without Adjustment ( \* ) After Adjustment by Internal Calibration

Range capacity :	0 g to 81 g	Resolution	0.00001 g
	81 g to 220 g	Resolution	0.0001 g

**Before Adjustment :**

Applied Weight	Balance Reading	Correction	Measurement Uncertainty	Coverage Factor
( g )	( g )	( g )	( ± mg )	( k )
80	80.00005	-0.00005	0.15	2.00
200	199.9999	+0.0001	0.29	2.00

**After Adjustment :**

**1. Determination of the standard deviation of weighing machine**

( n = 10 )

Applied Weight	Standard Deviation of Reading ( g )
( g )	
80	0.000007
200	0.00000

เอกสารไม่



Equipment : Electronic Balance  
Condition As-Received : Used Item  
Reference : 2304-0459OC-1

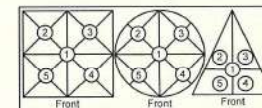
Cert.No.: 23MM112  
Page: 3 of 3

**Result of calibration**

**2. Effect of off center loading**

A mass of 100 g was placed to various position on the pan.  
The weighing machine reading error obtained is given in the table

Position 1	Position 2	Position 3	Position 4	Position 5
( g )	( g )	( g )	( g )	( g )
-0.0001	-0.0001	0.0000	-0.0001	-0.0001



Maximum difference between off-center and central loading ( g )  
0.0001

**3. Departure from nominal value**

Applied Weight	Balance Reading	Correction	Measurement Uncertainty	Coverage Factor
( g )	( g )	( g )	( ± mg )	( k )
Unload	0.00000	0.00000	0.014	2.13
0.05	0.05001	-0.00001	0.015	2.09
0.1	0.10001	-0.00001	0.015	2.09
1	1.00001	-0.00001	0.018	2.04
5	5.00003	-0.00003	0.026	2.00
20	20.00006	-0.00006	0.045	2.00
50	50.00006	-0.00006	0.080	2.00
80	80.00004	-0.00004	0.15	2.00
100	100.0000	0.0000	0.16	2.00
150	150.0000	0.0000	0.29	2.00
200	200.0000	0.0000	0.29	2.00

The reported uncertainty of measurement was based on a standard uncertainty multiplied by a coverage factor  $k$ , providing a level of confidence of approximately 95 %.

-บ00-

เอกสารไม่





TECHNOLOGY PROMOTION ASSOCIATION (THAILAND-JAPAN)  
CORPORATE SERVICES 3: EQUIPMENT CALIBRATION AND TESTING SERVICES  
534/4 PATTANAKARN ROAD SOI 18, SUANLUANG, SUANLUANG BANGKOK 10250  
TEL. 0-2717-3000-27 FAX. 0-2719-9484



Cert. No.: 22TM1490  
Page : 1 of 3

## Certificate of Calibration

**Equipment :** Hot Air Oven  
**Manufacturer :** Memmert  
**Model :** UF 55  
**Serial No. :** B216.1666  
**ID No. :** UAE.WAO.027/2559  
**Submitted by :** United Analyst and Engineering Consultant Co.,Ltd.  
3 Soi Udomsuk 41, Sukhumvit Road,  
Bangchak, Phrakhanong,  
Bangkok 10260  
**Location :** Lab Floor 2  
**Received Order :** 19 October 2022  
**Calibration Date :** 19 October 2022  
**Ambient Temperature :** ( 26 ± 10 ) °C  
**Relative Humidity :** ( 50 ± 30 ) %

**Calibrated by :** Preecha Hlahib

**Approved by :**

( ) Pornthippa Tameyakul  
( ) Malee Butkruea  
(✓) Suwit Imjai

**Issue Date :** 31 October 2022

The Uncertainties are for a confidence probability of approximately 95%

This certificate may not be reproduced other than in full, except with the prior written  
Approval of the head of Corporate Services 3 : Equipment Calibration and Testing Services.

เอกสารไม่ควบคุม

A 0046800



**Equipment :** Hot Air Oven  
**Condition As-Received :** Used Item  
**Reference :** 2210-0575OC-1  
**Procedure Used :-**

**Cert. No.:** 22TM1490  
**Page :** 2 of 3

Calibration were conducted using calibration procedure CP-OT02 according to direct measurement method with Data Acquisition which connected with Resistance Temperature Detector ( RTD ) and Thermocouple Type T.

The temperature scale used was based on ITS-90.

### Condition of this result of calibration

1. Reference standard instrument:-

Instrument	Model	Serial No.	Cert. No.	Due Date
1 ) Data Acquisition	34970A	MY41021843	22LM4	10 Jan 2023

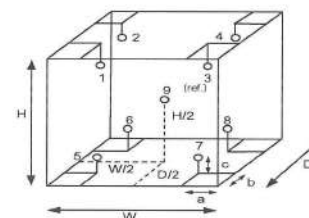
2. This certificate is valid only to the item calibrated on date and place of calibration.

3. This certification is traceable to the International System of Unit.

**Result of Calibration :-** ( \* ) Without Adjustment

**Function of UUC\* :** Temperature Source

**Fresh air setting :** Close



**Probe Installation Details :**

a = 5.0 cm  
b = 5.0 cm  
c = 5.0 cm

**Dimension of Chamber :**

D = 0.33 m  
W = 0.40 m  
H = 0.40 m  
Capacity = 0.053 m<sup>3</sup>

Environment during calibration		
	Beginning	Finished
Temp. ( °C )	29	30
REL.Humid. ( % )	47	40
AC Supply ( Volt )	221	220

Ref. Std. ID No.: @ Calibration Point		
Position :	( 104 ) °C	( 140,180 ) °C
1	18-04RTD-01	21-04TC-01
2	18-04RTD-02	21-04TC-02
3	18-04RTD-03	21-04TC-03
4	18-04RTD-04	21-04TC-04
5	18-04RTD-05	21-04TC-05
6	18-04RTD-06	21-04TC-06
7	18-04RTD-07	21-04TC-07
8	18-04RTD-08	21-04TC-08
9 (ref.)	18-04RTD-09	21-04TC-09

เอกสารไม่ควบคุม

a 1133252



Equipment : Hot Air Oven  
Condition As-Received : Used Item  
Reference : 2210-0575OC-1  
Result of Calibration :- ( \* ) Without Adjustment  
Function of UUC\* : Temperature Source  
Fresh air setting : Close

Cert. No.: 22TM1490  
Page : 3 of 3

Calibration Point ( °C )	UUC* Setting ( °C )	UUC* Reading ( °C )	Temperature stability ( ± °C )	Temperature uniformity ( °C )	Overall Variation ( °C )	Uncertainty ( ± °C )	Coverage Factor k
104.0	104.0	104.0	0.061	1.3	1.7	0.42	2
140.0	140.0	140.0	0.14	2.3	2.4	1.1	2
180.0	180.0	180.0	0.21	3.5	3.6	1.3	2

Calibration Point ( °C )	Measured Temperature ( °C )								
	Position								
	1	2	3	4	5	6	7	8	9 (ref.)
104.0	103.076	103.876	103.777	104.124	104.667	104.426	104.012	103.928	104.370
140.0	138.199	139.189	138.808	139.550	140.266	139.622	139.293	139.385	140.369
180.0	177.930	179.267	178.643	179.753	181.011	180.093	179.496	179.743	181.278

Average\* : The average of 30 values in each position.

Temperature stability : One-half of the greatest maximum difference of measured temperature at any one sensor

Temperature uniformity : The maximum difference of measured temperatures at any sensors and the measured temperature at the reference location which are observed at the same time or at as close an observation time as possible to determine the temperature pattern or homogeneity within the chamber under steady-state conditions.

Overall Variation : The Difference of the maximum and minimum measured temperatures throughout observation

UUC\* : Unit Under Calibration

Note : The reported uncertainty of measurement was included stability and excluded uniformity .

The reported uncertainty of measurement was based on a standard uncertainty multiplied by a coverage factor k, providing a level of confidence of approximately 95 %.

-o0o-

เอกสารไม่ครบ

a 1133251

DQE Services Co.,Ltd.

DQE Services

32 Soi Ladprao-Wanghin 55, Ladprao-Wanghin Rd., Ladprao, Bangkok 10230

Phone : +66 (0)2 538 2054, Email : dqeservicesinfo@gmail.com



## CERTIFICATE OF CALIBRATION

Certificate No. : SP22-016

Page 1 of 5

Customer : United Analyst and Engineering Consultant Co.,Ltd. (Head Office)

Address : 3 Soi Udomsuk 41, Sukhumvit Road, Bangchak, Phrakhanong,

Bangkok 10260

Location of calibration : Laboratory 315

Equipment : UV-Vis Spectrophotometer

Manufacturer : Agilent Technologies

Model : Cary 60

Serial No. : MY15410009

ID No. : N/A

Received Date : 23 May 2022

Calibration Date : 23 May 2022

Issue Date : 26 May 2022

Condition Instrument : Good

Calibrated by :

( Mr.Tanawat Rittidach )

Technical Manager

Approved by :

( Ms.Chonthicha Sangngern )

Quality Manager

The calibration result is applied only to the above calibrated item and was found accurate as shown on date and place of calibration only.

The measurement capability of the laboratory and its traceability to recognized national standards and to the unit of measurement realized at the corresponding national standards laboratory. This certificate may not be reproduced other than in full except with the prior written approval of the DQE Services Co., Ltd.

เอกสารไม่ครบ

FM-708-02 R01 1/11/2021



## REPORT OF CALIBRATION

Certificate No. : SP22-016

Page 2 of 5

Environment Condition : Ambient Temperature  $25 \pm 5$  °CRelative humidity  $55 \pm 20$  %RH

Calibration method : In-house method CP-01 Based on ASTM E275-08

## Certified Reference Materials :

Material	Serial No.	Certificate No.	Due date
Absorbance Standard set	25760	95935	22 October 2023
Absorbance Standard set	25757	95929	22 October 2023
Wavelength Standard set	25806	95916	22 October 2023
Wavelength Standard set	25758	95915	22 October 2023

Traceability : This certification is traceable to the International System of Unit maintained at National -

Institute of Standards and Technology (NIST) through Sarna Scientific Limited

Spectral Band Width of UUC : 1.5 nm.

Scan Speed of UUC : 90 nm/min

Scan Interval of UUC : 0.15 nm.

Resolution of UUC : Photometric 0.0001 Abs.

Wavelength 0.1 nm.

เอกสารไม่ควบคุม

FM-708-02 R01 1/11/2021

## REPORT OF CALIBRATION

Certificate No. : SP22-016

Page 3 of 5

Calibration Results : Without adjustment

## Photometric Accuracy :

Wavelength (nm.)	CRMs Values (Abs)	UUC Reading (Abs)	Correction (Abs)	Uncertainty (Abs)	Coverage factor <i>k</i>
420	0.0000	0.0000	0.0000	0.0028	2.00
	0.5787	0.5755	0.0032	0.0031	2.00
	1.0490	1.0436	0.0054	0.0029	2.00
	2.1900	2.1847	0.0053	0.0075	2.00
440	0.0000	0.0000	0.0000	0.0028	2.00
	0.5607	0.5588	0.0019	0.0034	2.00
	1.0247	1.0232	0.0015	0.0035	2.00
	2.1229	2.1211	0.0018	0.0082	2.00
465	0.0000	0.0000	0.0000	0.0028	2.00
	0.5236	0.5197	0.0039	0.0029	2.00
	0.9634	0.9625	0.0009	0.0028	2.00
	1.9763	1.9752	0.0011	0.0070	2.00
546.1	0.0000	-0.0001	0.0001	0.0028	2.00
	0.5191	0.5171	0.0020	0.0031	2.00
	1.0003	0.9984	0.0019	0.0033	2.00
	1.9987	1.9946	0.0041	0.0084	2.00
590	0.0000	0.0000	0.0000	0.0028	2.00
	0.5523	0.5509	0.0014	0.0030	2.00
	1.0809	1.0799	0.0010	0.0029	2.00
	2.0391	2.0329	0.0062	0.0080	2.00
635	0.0000	0.0000	0.0000	0.0028	2.00
	0.5601	0.5584	0.0017	0.0031	2.00
	1.0512	1.0498	0.0014	0.0029	2.00
	1.9294	1.9265	0.0029	0.0082	2.00

เอกสารไม่ควบคุม

FM-708-02 R01 1/11/2021

## REPORT OF CALIBRATION

Certificate No. : SP22-016

Page 4 of 5

## Photometric Accuracy :

Wavelength (nm.)	CRMs Values (Abs)	UUC Reading (Abs)	Correction (Abs)	Uncertainty (Abs)	Coverage factor <i>k</i>
235	0.0000	0.0001	-0.0001	0.0050	2.00
	0.7478	0.7421	0.0057	0.0056	2.00
257	0.0000	0.0000	0.0000	0.0050	2.00
	0.8686	0.8619	0.0067	0.0059	2.00
313	0.0000	0.0000	0.0000	0.0050	2.00
	0.2912	0.2896	0.0016	0.0051	2.00
350	0.0000	0.0000	0.0000	0.0050	2.00
	0.6448	0.6403	0.0045	0.0055	2.00

เอกสารไม่ควบคุม

FM-708-02 R01 1/11/2021

## REPORT OF CALIBRATION

Certificate No. : SP22-016

Page 5 of 5

## Wavelength Accuracy :

CRMs Values (nm.)	UUC Reading (nm.)	Correction (nm.)	Uncertainty (nm.)	Coverage factor <i>k</i>
241.72	242.0	-0.28	0.18	2.00
279.45	279.5	-0.05	0.18	2.00
287.81	287.5	0.31	0.18	2.00
334.06	333.5	0.56	0.18	2.00
360.93	360.5	0.43	0.18	2.00
418.59	418.0	0.59	0.18	2.00
445.94	445.4	0.54	0.18	2.00
453.66	453.2	0.46	0.18	2.00
460.02	459.7	0.32	0.18	2.00
536.59	536.2	0.39	0.18	2.00
637.98	638.3	-0.32	0.18	2.00
431.38	431.0	0.38	0.18	2.00
472.50	472.5	0.00	0.18	2.00
513.47	513.5	-0.03	0.18	2.00
528.88	528.5	0.38	0.18	2.00
573.17	573.0	0.17	0.18	2.00
585.35	585.0	0.35	0.20	2.00
684.40	684.7	-0.30	0.18	2.00
740.72	740.8	-0.08	0.20	2.00
748.55	748.5	0.05	0.18	2.00
807.03	807.3	-0.27	0.18	2.00
879.28	879.0	0.28	0.18	2.00

Remark : - UUC = Unit Under Calibration

- N/A = Not Available

- The result expanded uncertainty of measurement U is stated as the standard uncertainty of measurement multiplied by the coverage factor *k*,

which for a normal distribution corresponds to a coverage probability of approximately 95%

- \* Indicates non TISI accredited

- End of Certificate -

เอกสารไม่ควบคุม

FM-708-02 R01 1/11/2021

## CERTIFICATE OF CALIBRATION

Certificate No. : SP23-007

Page 1 of 5

Customer : United Analyst and Engineering Consultant Co.,Ltd. (Head Office)

Address : 3 Soi Udomsuk 41, Sukhumvit Road, Bangchak, Phrakhanong, Bangkok 10260

Location of calibration : Laboratory 315

Equipment : UV-Vis Spectrophotometer

Manufacturer : Hitachi

Model : U-1900

Serial No. : 2021-064

ID No. : UAE.WAS.006/2552

Received Date : 6 January 2023

Calibration Date : 6 January 2023

Issue Date : 10 January 2023

Condition Instrument : Used

Calibrated by :

( Mr.Tanawut Rittidach )

Technical Manager

Approved by :

( Ms. Chonthicha Sangngern )

Quality Manager

The calibration result is applied only to the above calibrated item and was found accurate as shown on date and place of calibration only.

The measurement capability of the laboratory and its traceability to recognized national standards and to the unit of measurement realized at the corresponding national standards laboratory. This certificate may not be reproduced other than in full except with the prior written approval of the DQE Services Co., Ltd.

เอกสารไม่ควบคุม

FM-708-02 R01 1/11/2021

## REPORT OF CALIBRATION

Certificate No. : SP23-007

Page 2 of 5

Environment Condition : Ambient Temperature  $25 \pm 5$  °CRelative humidity  $55 \pm 20$  %RH

Calibration method : In-house method CP-01 Based on ASTM E275-08

Certified Reference Materials :

Material	Serial No.	Certificate No.	Due date
Absorbance Standard set	25760	95935	22 October 2023
Absorbance Standard set	25757	95929	22 October 2023
Wavelength Standard set	25806	95916	22 October 2023
Wavelength Standard set	25758	95915	22 October 2023

Traceability : This certification is traceable to the International System of Unit maintained at National -  
Institute of Standards and Technology (NIST) through Sarna Scientific Limited

Spectral Band Width of UUC : 4.0 nm.

Scan Speed of UUC : 200 nm/min

Scan Interval of UUC : 0.1 nm.

Resolution of UUC : Photometric 0.001 Abs.

Wavelength 0.1 nm.

เอกสารไม่ควบคุม

FM-708-02 R01 1/11/2021

## REPORT OF CALIBRATION

Certificate No. : SP23-007

Page 3 of 5

Calibration Results : Without adjustment

## Photometric Accuracy :

Wavelength (nm.)	CRMs Values (Abs)	UUC Reading (Abs)	Correction (Abs)	Uncertainty (Abs)	Coverage factor <i>k</i>
420	0.0000	0.000	0.0000	0.0028	2.00
	0.5787	0.575	0.0037	0.0031	2.00
	1.0490	1.044	0.0050	0.0029	2.00
	2.1900	2.181	0.0090	0.0080	2.00
440	0.0000	0.000	0.0000	0.0028	2.00
	0.5607	0.558	0.0027	0.0034	2.00
	1.0247	1.021	0.0037	0.0035	2.00
	2.1229	2.115	0.0079	0.0081	2.00
465	0.0000	0.000	0.0000	0.0028	2.00
	0.5236	0.520	0.0036	0.0030	2.00
	0.9634	0.961	0.0024	0.0029	2.00
	1.9763	1.968	0.0083	0.0070	2.00
546.1	0.0000	0.000	0.0000	0.0028	2.00
	0.5191	0.518	0.0011	0.0031	2.00
	1.0003	1.000	0.0003	0.0033	2.00
	1.9987	1.993	0.0057	0.0084	2.00
590	0.0000	0.000	0.0000	0.0028	2.00
	0.5523	0.552	0.0003	0.0030	2.00
	1.0809	1.082	-0.0011	0.0030	2.00
	2.0391	2.031	0.0081	0.0080	2.00
635	0.0000	0.000	0.0000	0.0028	2.00
	0.5601	0.562	-0.0019	0.0032	2.00
	1.0512	1.052	-0.0008	0.0030	2.00
	1.9294	1.923	0.0064	0.0079	2.00

เอกสารไม่ควบคุม

## REPORT OF CALIBRATION

Certificate No. : SP23-007

Page 4 of 5

## Photometric Accuracy :

Wavelength (nm.)	CRMs Values (Abs)	UUC Reading (Abs)	Correction (Abs)	Uncertainty (Abs)	Coverage factor <i>k</i>
235	0.0000	0.000	0.0000	0.0050	2.00
	0.7478	0.743	0.0048	0.0057	2.00
257	0.0000	0.000	0.0000	0.0050	2.00
	0.8686	0.861	0.0076	0.0059	2.00
313	0.0000	0.000	0.0000	0.0050	2.00
	0.2912	0.291	0.0002	0.0051	2.00
350	0.0000	0.000	0.0000	0.0050	2.00
	0.6448	0.639	0.0058	0.0055	2.00

เอกสารไม่ควบคุม



**REPORT OF CALIBRATION**

Certificate No. : SP23-007

Page 5 of 5

**Wavelength Accuracy :**

CRMs Values (nm.)	UUC Reading (nm.)	Correction (nm.)	Uncertainty (nm.)	Coverage factor <i>k</i>
241.54	240.8	0.74	0.18	2.00
279.40	278.5	0.90	0.18	2.00
288.70	288.0	0.70	0.18	2.00
334.22	333.5	0.72	0.18	2.00
361.26	360.5	0.76	0.18	2.00
418.48	417.8	0.68	0.21	2.00
446.70	445.9	0.80	0.18	2.00
453.20	452.5	0.70	0.18	2.00
460.06	459.5	0.56	0.18	2.00
536.90	536.0	0.90	0.18	2.00
637.94	637.1	0.84	0.18	2.00
440.74	440.0	0.74	0.18	2.00
472.22	471.5	0.72	0.18	2.00
513.70	513.0	0.70	0.18	2.00
528.72	528.0	0.72	0.18	2.00
574.60	574.0	0.60	0.18	2.00
585.48	584.6	0.88	0.20	2.00
684.63	684.0	0.63	0.18	2.00
740.27	740.0	0.27	0.20	2.00
748.28	747.5	0.78	0.18	2.00
807.16	806.5	0.66	0.18	2.00
879.70	879.0	0.70	0.18	2.00

Remark : - UUC = Unit Under Calibration

- N/A = Not Available

- The result expanded uncertainty of measurement *U* is stated as the standard uncertainty of measurement multiplied by the coverage factor *k*,

which for a normal distribution corresponds to a coverage probability of approximately 95%

- \* Indicates non TISI accredited

- End of Certificate -

**เอกสารไม่ควบคุม**

FM-708-02 R01 1/11/2021

**CERTIFICATE OF CALIBRATION**

Certificate No. : SP23-008

Page 1 of 5

Customer : United Analyst and Engineering Consultant Co.,Ltd. (Head Office)

Address : 3 Soi Udomsuk 41, Sukhumvit Road, Bangchak, Phrakhanong, Bangkok 10260

Location of calibration : Laboratory 213

Equipment : UV-Vis Spectrophotometer

Manufacturer : Hitachi

Model : U-2900

Serial No. : 21E22-009

ID No. : UAE.WAT.051/2564

Received Date : 6 January 2023

Calibration Date : 6 January 2023

Issue Date : 10 January 2023

Condition Instrument : Used

Calibrated by :



( Mr.Tanawut Rittidach )

Technical Manager

Approved by :



( Ms. Chonthicha Sangngern )

Quality Manager

The calibration result is applied only to the above calibrated item and was found accurate as shown on date and place of calibration only.

The measurement capability of the laboratory and its traceability to recognized national standards and to the unit of measurement realized at the corresponding national standards laboratory. This certificate may not be reproduced other than in full except with the prior written approval of the DQE Services Co., Ltd.

**เอกสารไม่ควบคุม**

FM-708-02 R01 1/11/2021

## REPORT OF CALIBRATION

Certificate No. : SP23-008

Page 2 of 5

Environment Condition : Ambient Temperature  $25 \pm 5$  °CRelative humidity  $55 \pm 20$  %RH

Calibration method : In-house method CP-01 Based on ASTM E275-08

## Certified Reference Materials :

Material	Serial No.	Certificate No.	Due date
Absorbance Standard set	25760	95935	22 October 2023
Absorbance Standard set	25757	95929	22 October 2023
Wavelength Standard set	25806	95916	22 October 2023
Wavelength Standard set	25758	95915	22 October 2023

Traceability : This certification is traceable to the International System of Unit maintained at National -

Institute of Standards and Technology (NIST) through Sarna Scientific Limited

Spectral Band Width of UUC : 1.5 nm.

Scan Speed of UUC : 200 nm/min

Scan Interval of UUC : 0.1 nm.

Resolution of UUC : Photometric 0.001 Abs.

Wavelength 0.1 nm.

เอกสารไม่ควบคุม

## REPORT OF CALIBRATION

Certificate No. : SP23-008

Page 3 of 5

Calibration Results : Without adjustment

## Photometric Accuracy :

Wavelength (nm.)	CRMs Values (Abs)	UUC Reading (Abs)	Correction (Abs)	Uncertainty (Abs)	Coverage factor k
420	0.0000	0.000	0.0000	0.0028	2.00
	0.5787	0.574	0.0047	0.0031	2.00
	1.0490	1.044	0.0050	0.0029	2.00
	2.1900	2.182	0.0080	0.0080	2.00
440	0.0000	0.000	0.0000	0.0028	2.00
	0.5607	0.558	0.0027	0.0034	2.00
	1.0247	1.021	0.0037	0.0035	2.00
	2.1229	2.114	0.0089	0.0079	2.00
465	0.0000	0.000	0.0000	0.0028	2.00
	0.5236	0.520	0.0036	0.0030	2.00
	0.9634	0.960	0.0034	0.0029	2.00
	1.9763	1.969	0.0073	0.0070	2.00
546.1	0.0000	0.000	0.0000	0.0028	2.00
	0.5191	0.516	0.0031	0.0031	2.00
	1.0003	0.997	0.0033	0.0033	2.00
	1.9987	1.991	0.0077	0.0084	2.00
590	0.0000	0.000	0.0000	0.0028	2.00
	0.5523	0.550	0.0023	0.0030	2.00
	1.0809	1.078	0.0029	0.0030	2.00
	2.0391	2.032	0.0071	0.0080	2.00
635	0.0000	0.000	0.0000	0.0028	2.00
	0.5601	0.558	0.0021	0.0031	2.00
	1.0512	1.049	0.0022	0.0030	2.00
	1.9294	1.922	0.0074	0.0079	2.00

เอกสารไม่ควบคุม

**REPORT OF CALIBRATION**

Certificate No. : SP23-008

Page 4 of 5

**Photometric Accuracy :**

Wavelength (nm.)	CRMs Values (Abs)	UUC Reading (Abs)	Correction (Abs)	Uncertainty (Abs)	Coverage factor <i>k</i>
235	0.0000	0.000	0.0000	0.0050	2.00
	0.7478	0.744	0.0038	0.0057	2.00
257	0.0000	0.000	0.0000	0.0050	2.00
	0.8686	0.863	0.0056	0.0059	2.00
313	0.0000	0.000	0.0000	0.0050	2.00
	0.2912	0.290	0.0012	0.0051	2.00
350	0.0000	0.000	0.0000	0.0050	2.00
	0.6448	0.639	0.0058	0.0055	2.00

**เอกสารไม่ควบคุม**

FM-708-02 R01 1/11/2021

**REPORT OF CALIBRATION**

Certificate No. : SP23-008

Page 5 of 5

**Wavelength Accuracy :**

CRMs Values (nm.)	UUC Reading (nm.)	Correction (nm.)	Uncertainty (nm.)	Coverage factor <i>k</i>
241.72	241.0	0.72	0.18	2.00
279.45	278.8	0.65	0.18	2.00
287.81	287.9	-0.09	0.18	2.00
334.06	333.5	0.56	0.18	2.00
360.93	360.5	0.43	0.18	2.00
418.59	418.0	0.59	0.18	2.00
445.94	445.8	0.14	0.18	2.00
453.66	453.0	0.66	0.18	2.00
460.02	459.5	0.52	0.18	2.00
536.59	536.5	0.09	0.18	2.00
637.98	638.0	-0.02	0.18	2.00
431.38	430.6	0.78	0.18	2.00
472.50	472.0	0.50	0.18	2.00
513.47	513.0	0.47	0.18	2.00
528.88	528.5	0.38	0.18	2.00
573.17	573.7	-0.53	0.18	2.00
585.35	585.0	0.35	0.20	2.00
684.40	684.0	0.40	0.18	2.00
740.72	740.5	0.22	0.20	2.00
748.55	748.5	0.05	0.18	2.00
807.03	807.0	0.03	0.18	2.00
879.28	879.5	-0.22	0.18	2.00

Remark : - UUC = Unit Under Calibration

- N/A = Not Available

- The result expanded uncertainty of measurement U is stated as the standard uncertainty of measurement multiplied by the coverage factor *k*,

which for a normal distribution corresponds to a coverage probability of approximately 95%.

- \* Indicates non TISI accredited

- End of Certificate -

**เอกสารไม่ควบคุม**

FM-708-02 R01 1/11/2021




## Verification Certificate

**Certificate No.:** 2302413-001-01  
**Client name:** UNITED ANALYST AND ENGINEERING CONSULTANT CO., LTD.  
**Address:** 3 Soi Udomsuk 41, Sukhumvit Road,  
 Bangchack, Prakhnong, Bangkok 10260

Page 1 of 4

**Equipment:** HEATING BLOCK DIGESTION  
**Manufacturer:** FOSS  
**Model:** 2520  
**Serial No.:** 91794469  
**ID No.:** UAE.WAS.011/2560  
**Order No.:** 2302413  
**Operation No.:** 2302413-001  
**Date of Receipt:** 28 March 2023  
**Date of Calibration:** 30-31 March 2023

**Calibrated by** Mr.Nuttapol Niyomchat  
 Specialist

**Approved by**   
 ( Mr.Pheraphat Tuanjit )  
 Manager, Division of Calibration Laboratory  
 Responsible for the Technical Management Team

**Date of Issue:** 10 April 2023

**The uncertainties are for a confidence probability of approximately 95 %.**

This Certificate is issued in accordance with the conditions of accreditation granted by the Thai Laboratory Accreditation scheme which has assessed the measurement capability of the laboratory and its traceability to recognized national standards and to the units of measurement realized at the corresponding national standards laboratory. This certificate may not be reproduced other than in full except with the prior written approval of the National Food Institute.

F-CS-009 Revision: 01 Date: 20-04-65



## Verification Report

**Certificate No.:** 2302413-001-01  
**Equipment:** HEATING BLOCK DIGESTION  
 Model: 2520 Serial No.: 91794469  
 Resolution: 1 °C ID No.: UAE.WAS.011/2560  
 Manufacturer: FOSS  
**Date of Calibration:** 30-31 March 2023

Page 2 of 4

**Location:** Laboratory Room, NATIONAL FOOD INSTITUTE  
**Environment Condition:** Ambient Temperature ( 25 ± 3 ) °C  
 Relative Humidity ( 55 ± 15 ) %  
 Line Voltage ( 220 ± 10 ) Volt

### Condition of this results of Calibration:

- This instrument was calibrated by insert standard thermocouples type R into its heating block digestion and compared to temperature obtained from reference standards thermometer at calibrated point.  
 - The temperature scale used was based on ITS - 90 .  
 - All data show below were final values and the initial data may be obtained upon request.
- Reference Standard Instrument :

Instrument	Model	Serial No.	Certificate No.	Due Date	Through
Digital Thermometer with Thermocouple	34970A	MY44045576/MY41194453	TC22/0044	5-May-2023	N.M. Technical Center Laboratory
	Type R	TC#101-103 / CH#101-103			

- This certificate is traceable to international system of units (SI Units).
- This certificate was certified only for the instrument we calibrated.
- This result of calibration was found accurate as shown on date and place of calibration only.
- Condition of Calibrated item : Good  
 UUC\* Description  
 Time of Record - Hour 30 Minute At 380 °C
- Result of Calibration : ☒ Without adjustment ☐ After adjustment

F-CS-009 Revision: 01 Date: 20-04-65



## Verification Report

**Certificate No.:** 2302413-001-01  
**Equipment:** HEATING BLOCK DIGESTION  
 Model: 2520 Serial No.: 91794469  
 Resolution: 1 °C ID No.: UAE.WAS.011/2560  
 Manufacturer: FOSS

**Date of Calibration:** 30-31 March 2023

Page 3 of 4

**Calibration point:** 380 °C

**Calibration result:**

### Reporting of Temperature

Block No.	UUC* Setting (°C)	UUC* Reading (°C)	Stability (± °C)	Standard Thermometer (°C)	Uncertainty (± °C)
1	380	380	0.96	377.74	2.1
2	380	380	0.40	377.28	2.1
3	380	380	1.18	377.82	2.1
4	380	380	0.44	377.19	1.6
5	380	380	0.11	377.30	1.6
6	380	380	0.14	377.90	1.6
7	380	380	1.17	373.85	2.1
8	380	380	0.33	376.96	2.1
9	380	380	0.14	374.18	2.1
10	380	380	0.96	378.56	2.0
11	380	380	1.04	378.34	2.0
12	380	380	0.35	378.06	2.0
13	380	380	0.48	377.05	1.6
14	380	380	0.38	379.19	1.6
15	380	380	0.50	377.48	1.6
16	380	380	0.48	378.33	1.7
17	380	380	0.71	377.60	1.7
18	380	380	0.35	376.77	1.7
19	380	380	0.84	377.06	1.8
20	380	380	0.41	378.58	1.8

### Note:

- UUC\* = Unit Under Calibration
- Immersion depth of standard thermometer in tube level high of sand is equal heater plate of UUC.
- Stability = One-half of the greatest maximum difference of measured temperatures at one sensors, for at least half an hour after reaching steady state.



## Verification Report

**Certificate No.:** 2302413-001-01  
**Equipment:** HEATING BLOCK DIGESTION  
 Model: 2520 Serial No.: 91794469  
 Resolution: 1 °C ID No.: UAE.WAS.011/2560  
 Manufacturer: FOSS

**Date of Calibration:** 30-31 March 2023

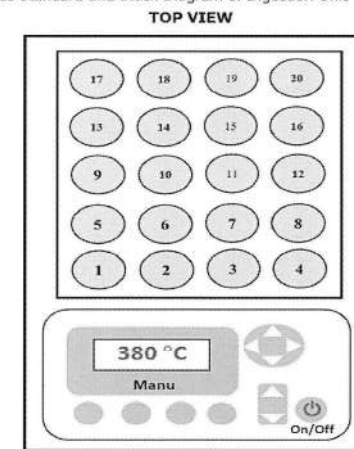
Page 4 of 4

**Calibration point:** 380 °C

**Calibration result:**

Continued

Figure 1. Location of Reference Standard and Block Diagram of Digestion Unit



Sensor Installation Location

### Note:

- UUC\* = Unit Under Calibration
- Immersion depth of standard thermometer in tube level high of sand is equal heater plate of UUC.
- Stability = One-half of the greatest maximum difference of measured temperatures at one sensors, for at least half an hour after reaching steady state.

The report uncertainty of measurement was based on standard uncertainty multiplied by coverage providing a level of confidence of approximately 95 %.

----- End -----





# FOSS

## Customer Service Report

FOSS South East Asia  
3388 Sirinrat Building, 25th - 26th Floor, Unit No. 3388/90,  
Rama IV Road, Klongton, Klongtoey, Bangkok, Thailand 10110

Report No: 6623

Date: July 25, 2022  
Customer: United Analyst and Engineering  
Instrument: KT8100  
Address: กรุงเทพมหานคร  
Serial: 31889052

Hours Start Finish  
Travel To Customer 9:00 9:30 30 mins  
Labour 9:00-12:00 3+3  
12:00-16:00 6 hrs.  
Travel From Customer 16:30 17:30 1 hrs.

Job Type							
Application	Special	Standard	Installation	Quote	Repair	Training	Other
Normal	<input checked="" type="checkbox"/>	Courtesy Visit	<input checked="" type="checkbox"/>	<input checked="" type="checkbox"/>	<input checked="" type="checkbox"/>	<input checked="" type="checkbox"/>	<input checked="" type="checkbox"/>
Distributor	<input checked="" type="checkbox"/>	PMA Onboarding	<input checked="" type="checkbox"/>	<input checked="" type="checkbox"/>	<input checked="" type="checkbox"/>	<input checked="" type="checkbox"/>	<input checked="" type="checkbox"/>
Internal	<input checked="" type="checkbox"/>	Warranty	<input checked="" type="checkbox"/>	<input checked="" type="checkbox"/>	<input checked="" type="checkbox"/>	<input checked="" type="checkbox"/>	<input checked="" type="checkbox"/>
Digital Service	<input checked="" type="checkbox"/>	Sales Support	<input checked="" type="checkbox"/>	<input checked="" type="checkbox"/>	<input checked="" type="checkbox"/>	<input checked="" type="checkbox"/>	<input checked="" type="checkbox"/>

PO/Quote Number: 31889052

PMA Type: If applicable Contract No.: If applicable

Details of Work / Test	Condition / Status
- Unpack accessories kit	OK
- Accessory kit	OK
- Software	OK
- Program Editor	OK
- User Setting	OK
- Manual for	OK
- User maintenance	OK
- Run Blank	OK
- Run Recovery	OK
Instrument Ready for Use <input checked="" type="checkbox"/> OK <input type="checkbox"/> Not OK	

Part No:	Batch	Description	Qty

I confirm this report is accurate and complete  
Signed FOSS: [Signature]  
Name: Rungro Onom Name: Kumpang Rumpang  
Would you be willing to participate in a brief survey in order to tell us how we performed? [Signature]

เอกสารไม่ควบคุม

# FOSS

## Customer Service Report

FOSS South East Asia  
3388 Sirinrat Building, 25th - 26th Floor, Unit No. 3388/90,  
Rama IV Road, Klongton, Klongtoey, Bangkok, Thailand 10110

Report No: 6534

Date: 25/7/2022  
Customer: United Analyst and Engineering  
Instrument: KT8100  
Address: กรุงเทพมหานคร  
Serial: 31889052

Hours Start Finish  
Travel To Customer 9:00 9:30 30 mins  
Labour 9:00-12:00 3+3  
12:00-16:00 6 hrs.  
Travel From Customer 16:30 17:30 1 hrs.

Job Type							
Application	Special	Standard	Installation	Quote	Repair	Training	Other
Normal	<input checked="" type="checkbox"/>	Courtesy Visit	<input checked="" type="checkbox"/>	<input checked="" type="checkbox"/>	<input checked="" type="checkbox"/>	<input checked="" type="checkbox"/>	<input checked="" type="checkbox"/>
Distributor	<input checked="" type="checkbox"/>	PMA Onboarding	<input checked="" type="checkbox"/>	<input checked="" type="checkbox"/>	<input checked="" type="checkbox"/>	<input checked="" type="checkbox"/>	<input checked="" type="checkbox"/>
Internal	<input checked="" type="checkbox"/>	Warranty	<input checked="" type="checkbox"/>	<input checked="" type="checkbox"/>	<input checked="" type="checkbox"/>	<input checked="" type="checkbox"/>	<input checked="" type="checkbox"/>
Digital Service	<input checked="" type="checkbox"/>	Sales Support	<input checked="" type="checkbox"/>	<input checked="" type="checkbox"/>	<input checked="" type="checkbox"/>	<input checked="" type="checkbox"/>	<input checked="" type="checkbox"/>

PO/Quote Number: 31889052

PMA Type: If applicable Contract No.: If applicable

Details of Work / Test	Condition / Status
- Software	Done
- Program Editor	Done
- User Setting	Done
- Manual for	Done
- User maintenance	Done
- Run Blank	Done
- Run Recovery	Done
Instrument Ready for Use <input checked="" type="checkbox"/> OK <input type="checkbox"/> Not OK	

Part No:	Batch	Description	Qty

I confirm this report is accurate and complete  
Signed FOSS: [Signature]  
Name: Rungro Onom Name: Kumpang Rumpang  
Would you be willing to participate in a brief survey in order to tell us how we performed? [Signature]

เอกสารไม่ควบคุม



## Kjeltec™ 8100 Distillation Unit

This IQ applies to Kjeltec™ 8100 Distillation Unit manufactured by FOSS Analytical. The installation is performed by FOSS trained service personnel.

### 1 Intended Use

Kjeltec 8100 is intended for laboratory use analyzing parameters as specified in FOSS Analytical AB's Application Notes.

### 2 Purpose

This installation Qualification is designed to assure that:

- The Kjeltec instrument is received complete, with all required parts in good condition.
- The location of the instrument is environmentally and ergonomically suitable
- The instrument is assembled and configured correctly
- Suitable electricity and water are supplied to the instrument, see table 2 for requirements.

### 3 Identification

Description	Serial Number
Kjeltec 8100 Distillation Unit	918 89052

#### Dedicated Analytical Solutions

FOSS Analytical A/S  
69 Slangerupgade  
DK-3400 Hillerød  
Denmark

Tel +45 7010 3370  
Fax +45 7010 3371  
E-mail support@foss.dk  
Web www.foss.dk

FOSS Analytical AB  
Box 70  
SE-263 21 Höganäs  
Sweden

Tel +46 42 361500  
Fax +46 42 340349  
E-mail support@foss.dk  
Web www.foss.dk

## 4 Control of Received Equipment

### 4.1 Verify that the correct instrument type and accessory kit items are received and in proper condition

The packing list (shipped with the instrument) specifies all the items. The installer will verify that all items are received as shipped on the packing list. For each item listed, verify that the acceptance criteria are met. If so, write "Y" in the right column of the table immediately following.

Packing List Item	Acceptance Criteria	Pass/Y/N
Kjeltec 8100 Distillation Unit	No visible damage, received in undamaged FOSS Analytical's standard shipping container	Y
Accessory kit, according to packing list	Included. No visible damage, received in undamaged FOSS Analytical's standard shipping container	Y
Handling device for digestion tube	Included. No visible damage.	Y
Tanks with level sensors for Waste, Alkali and Water	Included. No visible damage.	Y
Receiver flask	Included. No visible damage.	Y
One digestion tube 250ml One digestion tube 100 ml	Included. No visible damage.	Y
Tube adapter	Included. No visible damage.	Y
User manual	Kjeltec 8100 Distillation Unit	Y
Owners guide	Kjeltec 8100 Distillation Unit	Y
Quick guide	Kjeltec 8100 Distillation Unit	Y
Spare parts manual	Kjeltec 8100 Distillation Unit	Y
Application notes	AN 300 included AN 303 included	Y

## 5 Installation

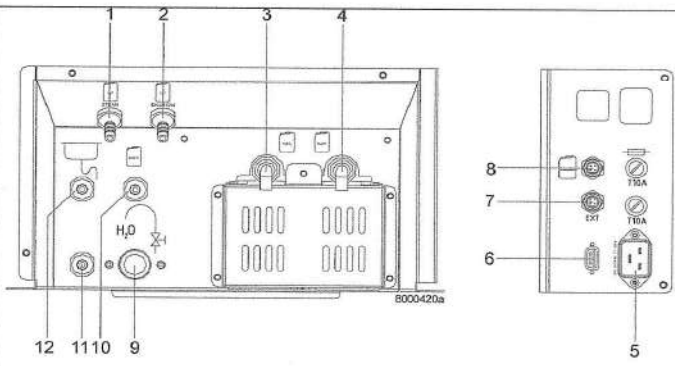
### 5.1 The equipment must be installed in a suitable location with power, water and draining available

Verify that the instrument installation site meets the acceptance criteria given in the table below. If so, write "Y" in the right column of the table immediately following.

Location Requirements	Acceptance Criteria	Pass (Y/N)
Adequate space for instrument	Dimensions 48x58x69 cm	Y
AC supply available for instrument	200-240 V 50/60Hz	Y
Current	10 A	Y
Cold water supply available	2 L/min at 30°C	Y
Drain	For cooling water and waste (depending on local waste disposal legislation)	Y
Ambient temperature	Max. 40°C	Y
Ambient humidity	Max. 80% relative	Y
Internal fuses	T10A AH	Y

### 5.2 The instrument must be assembled correctly

Verify that all tubes are correct connected. If so, write "Y" in the right column of the table immediately following.

Instrument Tubing Connections	Acceptance Criteria	Pass (Y/N)
 <ol style="list-style-type: none"> <li>1. Deionised water in (steam generator)</li> <li>2. Deionised water in (dilution water)</li> <li>3. *) Receiver solution in</li> <li>4. Alkali in</li> <li>5. Power</li> <li>6. Not used</li> <li>7. External titration module</li> <li>8. Level sensors</li> <li>9. Cooling water in (tap water)</li> <li>10. Waste water out (tube drain vessel)</li> <li>11. Drain</li> <li>12. Cooling water out (tap water)</li> </ol> <p>*) Only on Kjeltrec 8200</p>	Visual verification by installer	Y

### 5.3 The instrument should be assembled and powered up

Connect the distilling unit to the power supply. Perform the start up procedure and check that the expected response is obtained. If so, write "Y" in the right column of the table immediately following.

Action	Expected Response	Pass (Y/N)
Switch on the power	The instruments start up and the self test will run. The sample counter shows the number of analysed samples since first power and the Software Version shows the version of the instruments software.	Y
	After start-up, Program 1 is loaded and the Analyse menu is displayed.	Y
Turn on the cold water tap	No visible reaction	Y
Press the "Manual" view	The Manual menu is opened	Y
Open the door with the handle, place the test tube and receiver flask in position. Close the door.		Y
Select <b>Dilution</b> and press <b>Start</b>	Water is added to the tube	Y
Select <b>Alkali</b> and press <b>Start</b>	Alkali is added to the tube	Y
Select <b>Steam</b> and press start	After heating up, steam is entering the tube	Y
Select <b>Drain</b> and press <b>Start</b>	The tube is drained	Y

## 6 Summary of Deviations/Comments

Deviations from above requirements are specified below and any corrective actions are noted.

Deviation	Action	Comment

## 7 IQ Documentation

Upon successful completion and recording of all instructions above, sign and date this sheet below. If required by customer, leave one signed copy with instrument.

If customer's internal procedures require further reporting or witnessing of results, execute those procedures as required.

Installed By:

Company:

Customer Name:

Company:

Date completed:



## Kjeltec™ 8100 Distillation Unit

This OQ applies to Kjeltec 8100 Distillation Unit manufactured by FOSS Analytical. The operation qualification is performed by FOSS trained service personnel.

### 1 Intended Use

Kjeltec 8100 is intended for laboratory use analyzing parameters as specified in FOSS Analytical Application Notes.

### 2 Purpose

This procedure is designed to test the function of the instrument according to factory test specifications:

- Alkali volume
- Distillation Accuracy
- Distillation Repeatability

### 3 Identification

Description	Serial Number
Kjeltec 8100 Distillation Unit, 200-240 V 50/60 Hz	91889052

#### Dedicated Analytical Solutions

FOSS Analytical A/S  
69 Slangenvej  
DK-3400 Hillerød  
Denmark

Tel +45 7010 3370  
Fax +45 7010 3371  
E-mail support@foss.dk  
Web www.foss.dk

FOSS Analytical AB  
Box 70  
SE-263 21 Höganäs  
Sweden

Tel +46 42 361500  
Fax +46 42 340349  
E-mail support@foss.dk  
Web www.foss.dk

## 4 Performance

### 4.1 Verify the dispensed volumes of reagents

**Note!** To verify the dispensed volumes of reagents a triple test should be done to be statistic correct. Then calculate a mean value.

1. Choose "Manual" in the menu. (When starting up the instrument Program 1 is loaded)
2. Open the safety door by pressing **Open** and place a tube in the instrument. Close the safety door.

#### Water

1. Press **Dilution** and then press **Start**. 80 ml of water will be filled into the tube.
2. Measure the collected water in a graduated measuring glass and note the result in table 1 below.
3. Check acceptance criteria in the table and make the judgment if passed or not.

**Note!** If the water volume needs to be calibrated, go to 4.8.5 Dilution Pump Calibration in the User Manual.

#### Alkali

1. Press **Alkali** and then press **Start**. 50 ml of alkali will be filled into the tube.
2. Measure the collected alkali in a graduated measuring glass and note the result in table 1 below.
3. Check acceptance criteria in the table and make the judgment if passed or not.

Table 1 Volume control

Test	Result	Expected result	Passed (Y/N)
Water volume	83 ml 83 ml 82 ml Mean 82.67 ml	76- 84 ml	Y
Alkali volume	52 ml 52 ml 53 ml Mean 52.33 ml	47- 54 ml	Y

## 4.2 Verify the distillation procedure, accuracy and precision

The distillation principle is to convert ammonium ( $\text{NH}_4^+$ ) into ammonia ( $\text{NH}_3$ ) by using an alkali ( $\text{NaOH}$ ) and thereafter steam distil it into a receiver flask containing boric acid and titrate with standard acid solution using colorimetric end-point detection. Ammonium sulphate, a substance with known ammonia content, can be used to check the accuracy of the distillation. The recovery is calculated from obtained result.

The way to perform this test will be described in the following.

### Chemical Check

Use ammonium sulphate ( $\text{NH}_4)_2\text{SO}_4$ , purity > 99.5 % \*)

Mol. weight = 132.14 g/mol, Nitrogen content in ammonium sulphate (99.5 %) = 21.09% \*)

### Analysis conditions according to AN 300

Water	80 ml
Alkali	50 ml NaOH (40%w/w)
Receiver solution	30 ml boric acid (4%)
Distillation time	5 minutes
SAfE	5 seconds
Titratant	0.2N HCl

### For reagent preparation see Appendix A

1. Start the instrument and run two blanks without chemicals according to above analysis conditions, distil into a receiver flask containing boric acid. Titrate with a standard acid solution using colorimetric end-point detection. If the blanks are less than 0.2 ml continue with the recovery tests:
2. Weigh 0.15 g ammonium sulphate into a tube. Prepare 6 samples (tubes).
3. Run the six samples according to above analysis conditions. Titrate with a standard acid solution using colorimetric end-point detection.
4. Calculate the recovery according to below equations. Expected results of recovery should be 100%±1%.

Recovery test	Result	Expected result	Passed (Y/N)
Blank value (water blank)	1. <u>0.08</u> ml 2. <u>0.14</u> ml	0.05-0.20 ml	Y
Recovery	1. <u>100.30</u> % 2. <u>100.30</u> % 3. <u>100.65</u> % 4. <u>99.01</u> % 5. <u>99.97</u> % 6. <u>100.01</u> %		
Accuracy	Mean Value: <u>100.0%</u>	99-101%	Y
Precision	SD: <u>0.557</u>	SD <1%	Y

\*) Note! Please also note that the below calculations must be adjusted if other purity levels of ammonium salts are used. A certificate for the chemical supplier should be available

Purity	Nitrogen content
99,5%	21.09%
99,6%	21.12%
99,7%	21.14%
99,8%	21.16%
99,9%	21.18%

$$\% \text{ Nitrogen} = \frac{(ml_{\text{sample}} - ml_{\text{blank}}) \times N \times 14,007 \times 100}{mg_{\text{sample}}} \quad \begin{matrix} \nearrow 0.1005 \\ 21.72 \end{matrix}$$

N = Normality of titrant to 4 places of decimal.

$$\% \text{ Recovery} = \frac{\% \text{ Nitrogen}}{21.09} \times 100$$

$$mg_{\text{sample}} = \frac{0.1592}{23.56}$$

- ① 0.1592 23.56
- ②
- ③
- ④
- ⑤
- ⑥

## 5 Summary of Deviations/Comments

Deviations from above requirements are specified below and any corrective actions are noted.

Deviation	Action	Comment

## 6 OQ Documentation

Upon successful completion of tests above, sign and date this sheet below. If required by customer, leave one signed copy with instrument.

If customer's internal procedures require further reporting or witnessing of results, execute those procedures as required.

Performed By: \_\_\_\_\_

Company: \_\_\_\_\_

Customer Name: \_\_\_\_\_

Company: \_\_\_\_\_

Date completed: \_\_\_\_\_

## 7 Appendix A

### 7.1 Preparation of Reagents

#### 7.1.1 Alkali

To convert ammonium into ammonia an excess of sodium hydroxide is necessary.

Use 400 g NaOH per litre of solution. Commercially available in concentrations up to 50 %. Do not use concentrations above 40 % as this will lead to crystal formation impairing the function of the pumps. If you can only buy concentrations > 40 %, dilute it before use.

#### 7.1.2 Titrant acid, determination of concentration

To be able to achieve accurate nitrogen / protein results, one must be quite sure that the HCl (hydrochloric acid) concentration is what it is supposed to be. A titration against a predetermined solution of sodium carbonate as described below is thus necessary. Incorrect HCl concentration can otherwise cause substantial errors.

- **Standard substance**  
Weigh approx. 10 g of anhydrous sodium carbonate ( $\text{Na}_2\text{CO}_3$ ). Use a mortar to make a fine powder. Dry it for 1 h at 265 °C or 2 h at 200 °C. After cooling in a desiccator, transfer the sodium carbonate to a beaker with a tight lid. Store it in a desiccator.
- **Indicator solutions**  
Dissolve 0.1 g methyl red in 100 ml methanol. Dissolve 0.1g bromocresol green in 100 ml methanol.
- **Procedure**  
Weigh approx. 0.4 g of the standard substance, using an analytical balance, note the weight ( $W_1$ ). Transfer the sodium carbonate to a receiver flask and add 40 ml of  $\text{H}_2\text{O}$  (distilled or deionized). Add 8 drops from each of the indicator solutions. Titrate to pink. Note the amount in ml used ( $A_1$ ). Boil this solution for a few minutes. The solution will turn green. Cool rapidly to room temperature under running water. Continue the titration until the next pink colour change occurs. Note also this volume ( $A_2$ ). Boil the solution for a few minutes. Cool rapidly to room temperature under running water. Continue the titration until the next pink colour occurs. Note also this volume ( $A_3$ ).  
**Note!** Temperature changes will influence the volume and the concentration of the titrant solution. The working temperature of the titrant should approximate that of its temperature during standardization. If temperature corrections are necessary, sufficient accuracy may be obtained by use of a correction table. (AOAC 942.25)



## 7.2 Calculation

$$\text{Molarity (M)} = \frac{18,870 \times W_1}{(A_1 + A_2 + A_3)}$$

**Note!** Concentration must be accurate to four digits, i.e. 0.2000 M.

**Note!** The colour change of this official procedure (AOAC 936.15) may be difficult to see, therefore a pH meter or a mixed indicator (e.g. 0.1 g Methyl red and 0.1 g Bromocresol green in 100 ml methanol) will make it much easier to perform.

## 7.3 Receiver Solution

Boric acid 4 % with bromocresol green / methyl red indicator solution

In order to obtain accurate results the receiver solution is adjusted so that a small (0.05-0.20 ml) positive blank is obtained when running a blank sample. The 4 % boric acid receiver solution is prepared by dissolving 400 g of boric acid in about 5-6 l very hot deionized water. Mix and add more hot deionized water to a volume of about 9 l. Cool the solution to room temperature and add 100 ml of bromocresol green solution (100 mg in 100 ml methanol) and 70 ml of methyl red solution (100 mg in 100 ml of methanol). Dilute to 10 l with deionized water and mix carefully.

**Note!** The addition of alkali is to achieve a positive blank value. This should, however, be kept between 0.05 - 0.20 ml titrant, to obtain good repeatability when testing blanks.

Adjustment of the boric acid is made by the following procedure:

1. Transfer 25 ml boric acid solution to a receiver flask and add 100 ml of distilled water. If the solution in the flask is still red, titrate with 0.1 M sodium hydroxide solution until a neutral grey colour is obtained. Calculate the amount of sodium hydroxide solution necessary to adjust the boric acid solution in the 10 l flask with the formula: ml 1.0 M alkali = ml titrant x 40
2. Add the calculated amount of 1.0 M alkali solution to the boric acid solution. Mix.
3. To check proceed as follows using 25 ml of the boric acid solution. Run a blank. If the value of this blank is high (0.5 ml of 0.2 M HCl) the boric acid is incorrectly adjusted. This might create irregular blanks. For correction add HCl directly into the boric acid tank, mix it carefully and repeat until a reading of 0.05 - 0.20 ml HCl is obtained. If a positive blank is not achieved, add further small quantities of 1 M NaOH and repeat the check until a satisfactory value is achieved.

## Kjeltec™ 8100 Distillation Unit Tecator™ 2508/2520 Digestor

### 1 Scope

This PQ applies to the Digestion system 2508/2520 (including exhaust and scrubber unit) and Kjeltec 8100 Distillation Unit manufactured by FOSS Analytical. The user of the instrument performs the PQ.

### 2 Intended Use

The Digestion system (including exhaust and scrubber) and Kjeltec 8100 Distillation Unit are intended for laboratory use analyzing parameters as specified in FOSS Application Notes.

### 3 Purpose

The guidelines are intended to assist the user in successfully developing Performance Qualifications for the specific application(s) to which the instrument is applied.

The Performance Qualification (PQ) includes the process of demonstrating that the Digestion system 2508/2520 (including exhaust and scrubber unit) and the Kjeltec 8100 Distillation unit consistently perform according to a specification appropriate for its routine use. Main activities in the PQ phase are:

- Preventive maintenance
- On-going verification tests

This document suggests routines to fulfill the requirements for an acceptable PQ but the final procedure should be adapted to local routines for similar equipment.

### 4 Definition of Test Procedures

#### 4.1 Preventive Maintenance

Maintenance of the Kjeltec 8100 should be performed according to the instructions in manual, see User Manual Kjeltec 8100/8200 Distillation Unit, chapter 5. Maintenance. A yearly service is recommended (service agreement).

Maintenance of the Digestion block (including exhaust and scrubber) should be performed according to instruction in the user manual, see User Manual Tecator Digestor, chapter 5. Maintenance.

#### Dedicated Analytical Solutions

FOSS Analytical A/S  
69 Slangerupgade  
DK-3400 Hillerød  
Denmark

Tel +45 7010 3370  
Fax +45 7010 3371  
E-mail support@foss.dk  
Web www.foss.dk

FOSS Analytical AB  
Box 70  
SE-263 21 Höganäs  
Sweden

Tel +46 42 361500  
Fax +46 42 340349  
E-mail support@foss.dk  
Web www.foss.dk

## 4.2 Ongoing Qualification Tests

### Block Temperature

The temperature for the digestion is limited by the boiling point for the sulphuric acid, this can be increased by adding a salt ( $K_2SO_4$ ) to the digestion mixture. It's important that the optimal ratio between acid and salt is kept; please follow recommendation in AN 300 or suggested procedures for a specific kind of sample material.

The block temperature itself can be controlled external by inserting a temperature probe in the intended hole in the aluminium block (front row of holes).

Use the reagents and method procedure specified in AN 300. Use only reagents of recognized analytical grade, unless otherwise specified and distilled or demineralised water or water of equivalent purity.

*Suggested standard material for internal quality control:*

Ammonium sulphate  $[(NH_4)_2SO_4]$ , min. 99.5 % (mass fraction), with certified purity.

**Note: The above chemical is usually readily available with a certificate specifying the purity.**

Alternatively ammonium iron(II) sulphate,  $(NH_4)_2Fe(SO_4)_2 \times 6 H_2O$ , with certified purity may be used.

Tryptophan ( $C_{11}H_{12}N_2O_2$ ), minimum assay 99 % (mass fraction). Nitrogen content 137.2 g/kg. Do not dry in an oven before use.

Acetanilide ( $C_8H_9NO$ ), minimum assay 99 % (mass fraction). Nitrogen content 103.6 g/kg. Do not dry in an oven before use.

Sucrose, ( $C_{12}H_{22}O_{11}$ ), with a nitrogen content of not more than 0.002 % (mass fraction). Do not dry in an oven before use.

### Blank Tests

Carry out a blank test following the currently used procedure for digestion, distillation and titration taking 2 ml of water and about 0.7 g of sucrose instead of the test portion. Keep a record of blank values. If blank values change, identify the cause.

**Note: The amount of titrant used in the blank test should always be greater than 0.0 ml. Blanks within the same laboratory should be consistent across time.**

## 4.3 Recovery Tests

Regularly run recovery studies to check the accuracy of procedure and equipment:

- **Nitrogen loss.** - Use 0.12 g ammonium sulphate and 0.67 g sucrose per flask weighted to the nearest 0.1 mg. Add all other reagents as stated in the method currently used (Kjeltabs,  $H_2SO_4$ , etc). Digest and distil under same conditions as for sample. Recoveries shall be >99 %.
- **Digestion efficiency** - Use a test portion of minimum 0.15 g of tryptophan or acetanilide and 0.67 g sucrose per flask weighed to the nearest 0.1 mg. Determine the nitrogen content according to the current procedure in use. The recoveries of tryptophan shall be >98.5 %; the recoveries of acetanilide shall be >99.5 %.
- **Distillation and titration efficiency** - Distil 0.10 – 0.15 g  $\pm 0.0001$  g ammonium sulphate, omitting the digestion step. The recoveries should be >99.5 %.

**Note: Results less than 98.5 % or more than 101.0 % in either of the recovery tests indicate failures in the procedure and/or inaccurate concentration of the standard volumetric hydrochloric acid solution (should be adjusted to four decimals accuracy according to procedure in AN 300)**

Customer Support, 6003 7363 / Rev. 2

เอกสารไม่ควบคุม

2(11)

## External Quality Control Program

It is recommended to participate in an external quality control program, such as a proficiency program or ring test, with equivalent sample material as analysed within the laboratory.

## Calculation and Expression of Results

$$w_n = \frac{14.007(V_s - V_b)N \times 100\%}{m}$$

Where:

$w_n$  is the nitrogen content of the sample, expressed as a percentage by mass.

$V_s$  is the numerical value of the volume of the hydrochloric acid standard volumetric solution used in the sample test, in milliliters, expressed to the nearest 0.05 ml.

$V_b$  is the numerical value of the volume of the hydrochloric acid standard volumetric solution used in the blank test, in milliliters, expressed to the nearest 0.05 ml.

$N$  is the numerical value of the exact normality of the hydrochloric acid standard volumetric solution, expressed to four decimal places.

$m$  is the numerical value of the mass of the test portion, in milligrams, expressed to the nearest 1 mg for sample weights >1 g or to the nearest 0.1 mg for sample weights <1 g.

## 5 Maintenance

### 5.1 Maintenance Kjeltac™ 8100

See instructions in User Manual - Kjeltac 8100/8200, chapter 5 Maintenance.

### 5.2 Maintenance Tecator™ Digester

See instructions in User Manual - Tecator Digester, chapter 5 Maintenance.

## 6 The Maintenance Record Charts

This record charts are provided to assist you in keeping your system in good working order. Please make copies and use them regularly as they can often help us to help you in the unlikely event a system malfunction.

Customer Support, 6003 7363 / Rev. 2

เอกสารไม่ควบคุม

3(11)

## 6.1 FossCare™ Service Log

[illegible]

## เอกสารไม่ควบคุม

Applicable for FOSS sales and service companies.

Customer Support, 6003 7363 / Rev. 2

4(11)

Date	Work
------	------

[illegible]

## เอกสารไม่ควบคุม

**2** Applicable for FOSS sales and service companies.

Customer Support, 6003 7363 / Rev. 2

5(11)



## 6.2 FossCare™ Customer Log

### 6.2.1 Daily Maintenance

[illegible]

## เอกสารไม่ควบคุม

### 6.2.2 Weekly Maintenance

[illegible]

## เอกสารไม่ควบคุม

### 6.2.3 Every 1-3 Months Maintenance

[illegible]

## เอกสารไม่ควบคุม

#### 6.2.4 Additional Maintenance

[illegible]

## เอกสารไม่ควบคุม







## SCIENCE TECH CO., LTD.

Head Office : 321-43 Nanglinchee Rd. Chongnondsee Yannawa Bangkok 10120  
Thailand Tel. 0-2285-4101 Fax. 0-2285-4856 www.sciencetech.th.com  
Science Tech Laboratory : 279/27-29 Soi Watpoman Sathupradit 19 Rd.  
Chongnondsee Yannawa Bangkok 10120 Tel. 0-2285-4101 Fax. 0-2285-4856

Job No. : JF005/22

Certificate No. : FT005/22

Page : 1 of 2

### Certificate of Calibration

Equipment : pH/ISE Meter  
Manufacturer : Orion  
Made in : USA.  
Model : STAR A214  
Serial No. : X36836  
ID No. : UAE.WAT.025/2560  
Ion Selective Model : 9409BN  
Serial No. : ZW1-18420  
Reference Electrode Model : 900100  
Serial No. : ZW1-16834  
Range : 0 to 14 pH  
Resolution : 0.001 pH 0.1 mV  
Submitted by : บริษัท ยูไนเต็ด แอนาไลติกส์ แอนด์ เอ็นจิเนียริ่ง คอนซัลแตนท์ จำกัด  
3 ซอยอุดมสุข 41 ถนนสุขุมวิท แขวงบางจาก  
เขตพระโขนง กรุงเทพฯ 10260  
Ambient Temperature : (25 ± 3) °C  
Relative Humidity : (50 ± 15)%  
Issue date : Tuesday, August 23, 2022  
Calibrated by : Khannika Sangkham  
Approved by :  
(Khannika Sangkham)  
Laboratory manager

เอกสารไม่ควบคุม



## Certificate of Calibration

Job No. : JF005/22

Certificate No. : FT005/22

Received date : Tuesday, August 23, 2022

Page : 2 of 2

Calibration date : Tuesday, August 23, 2022

#### Condition of this calibration result

- 1 Reference standard materials : Certified Fluoride standard reference solution (Directly measured by differential potentiometry with the aid of potassium fluoride "quasi without transference" against solutions prepared from primary reference materials from NIST)
- 2 This certificate was certified only for the instrument we calibrated
- 3 This result of calibration was found accurate as shown on date and place of calibration only

#### Result of Calibration

Function : pH/ISE Meter with Probe

#### Direct Measurement

First Standard concentrated = 0.1 ppm  
Secondary Standard concentrated = 1 ppm  
Tertiary Standard concentrated = 10 ppm  
Fourthly Standard concentrated = 100 ppm  
Slope = -58.7 mV/Dec.

Channel : 1

Unit Under Calibration	Standard Concentrated ( ppm )	UUC Reading ( ppm )	Correction ( ppm )	Stdev ( ppm )
Model :	0.1	0.11	-0.01	0.01
9409BN S/N. ZW1-18420	1	1.02	-0.01	0.01
900100 S/N. ZW1-16834	10	10.10	-0.10	-0.10
	100	99.77	0.23	0.24

-00000-

เอกสารไม่ควบคุม



Request No. 25-66 / 0323

MTC. ACL.No. 387 / 66

## CALIBRATION CERTIFICATE

NOMENCLATURE : 1. Atomic Absorption Spectrophotometer "Agilent Technologies"

Model AA240FS, Serial No. MY13160001

2. Working standard solution "Inorganic Ventures"

Multi Analyte Custom Grade Solution, Lot No. S2-MEB708640

SUBMITTED BY : United Analyst and Engineering Consultant Co., Ltd.

3 Soi Udomsuk41, Sukhumvit Road, Bangchak, Prakanong, Bangkok 10260

CALIBRATION PROCEDURE : 1. Performance Verification of Atomic Absorption Spectrophotometer (WI-500-02-30)

2. Estimation Uncertainty of Measurement in Analytical Chemistry (OP-513)

CALIBRATION RANGE: 0.02,0.10,0.30,0.50,0.70 mg/l at 228.8 nm.Cd, 0.10,0.20,0.30,0.50,0.70 mg/l at 357.9 nm.Cr, 0.05,0.10,0.30,0.50,0.70 mg/l at 324.7 nm.Cu, 0.10,0.30,0.50,0.70,1.00 mg/l at 248.3 nm.Fe, 0.20,0.50,0.70,1.00,1.50 mg/l at 217.0 nm.Pb, 0.05,0.10,0.30,0.50,0.70 mg/l at 279.5 nm.Mn, 0.10,0.30,0.50,0.70,1.00 mg/l at 232.0 nm.Ni, 0.05,0.10,0.30,0.50,0.70 mg/l at 213.9 nm.Zn

CALIBRATION DATE : 2 February 2023

REFERENCE MATERIAL : Traceable to NIST "Carlo Erba", "PanReac AppliChem"

Cadmium Lot No. 1152457, Chromium Lot No. 1793249, Copper Batch No. T117098A, Iron Batch No. T126087A, Lead Lot No. 1227873, Manganese Batch No. T109228A, Nickel Batch No. T270178A, Zinc Batch No. T820140A

AMBIENT CONDITIONS : Temperature 22 °C Relative humidity 58 %

The Atomic Absorption Spectrophotometer has been calibrated against Reference Material traceable to National Institute of Standards and Technology ( NIST ) by The Analytical Chemistry Laboratory. The results are attached herewith.

Calibrated by 1....

2....

( Mr. Atipat Ratana )

Ref. 2015266012600366001

Issued Date : 15 February 2023

The results relate only to the items tested/calibrated or value assigned.

Advertising the Report/Certificate and publicity of the results except in full are prohibited unless written permission is obtained from the governor of TISTR.

FM.BL.MTC.002 Rev.4

## Head Office

35 Mu 3 Tambon Khlong Ha, Amphoe Khlong Luang,  
Changwat Pathumthani 12120, Thailand  
Tel. (66) 0 2577 9000  
Fax. (66) 0 2577 9009  
E-mail : rumpai@tistr.or.th Website:www.tistr.or.th

## Office/Laboratory

Soi 1C, Bangpoo Industrial Estate, Sukhumvit Road,  
Amphoe Muang, Changwat Samutprakan 10280, Thailand  
Tel. (66) 0 2323 1672-80 ext. 115, 116  
Fax. (66) 0 2323 9165  
E-mail : mtc@tistr.or.th

## Office

196 Phahonyothin Road, Chatuchak, Bangkok 10900,  
Thailand  
Tel. (66) 0 2579 8592  
Fax. (66) 0 2579 8592  
E-mail : sumalee@tistr.or.th

เอกสารไม่ควบคุม 5225, 5217



Request No. 25-66 / 0323

1 / 5

MTC. ACL. No. 387 / 66

## CALIBRATION DATA

## 1. Noise Level

Element	Cd	Cr	Cu	Fe	Pb	Mn	Ni	Zn
Absorbance	0.0020	0.0000	0.0008	0.0000	-0.0009	0.0021	-0.0016	-0.0022
	0.0015	0.0006	0.0005	-0.0009	-0.0014	0.0018	0.0002	-0.0023
	0.0014	0.0006	0.0010	-0.0009	0.0015	0.0008	-0.0004	-0.0015
	0.0021	-0.0008	0.0013	-0.0010	0.0005	0.0005	-0.0008	-0.0004
	0.0020	-0.0012	0.0004	0.0003	-0.0004	0.0001	-0.0024	-0.001
	0.0021	-0.0011	0.0011	0.0003	0.0006	0.0009	-0.0002	-0.0013
	0.0017	-0.0009	0.0001	-0.0015	0.0010	0.0007	0.0001	-0.0016
	0.0024	-0.0012	0.0004	-0.0002	0.0008	-0.0005	-0.0012	-0.0019
	0.0011	-0.0002	0.0015	-0.0004	0.0004	0.0008	-0.0003	-0.0017
	0.0017	0.0000	0.0009	0.0004	0.0001	0.0015	-0.0009	-0.0024
	0.0019	-0.0004	0.0004	0.0000	0.0006	0.0010	-0.0005	-0.0016
	0.0016	-0.0025	0.0003	0.0005	0.0009	-0.0004	-0.0013	-0.0016
	0.0018	-0.0014	0.001	-0.0009	-0.0006	0.0010	-0.0004	-0.0017
	0.0019	-0.0006	0.0011	-0.0008	0.0011	0.0004	-0.0003	-0.0005
	0.0024	0.0003	0.0005	-0.0012	-0.0002	0.0012	-0.0006	-0.0011
	0.0023	-0.0012	0.0006	-0.0007	0.0002	0.0014	-0.0012	-0.0013
	0.0020	-0.0014	0.0009	-0.0018	0.0003	0.0012	-0.0012	-0.0013
	0.0010	-0.0015	0.0002	0.0004	0.0017	0.0011	-0.0018	-0.0013
	0.0016	-0.0011	0.0013	0.0003	0.0007	0.0026	-0.0006	-0.0006
	0.0001	-0.0007	0.0009	-0.0003	0.0008	0.0008	0.0000	-0.0001
Average Absorbance	0.002	-0.001	0.001	0.000	0.000	0.001	-0.001	-0.001

Continue 2 / 5

INDUSTRIAL METROLOGY AND TESTING SERVICE CENTRE

The results relate only to the items tested/calibrated or value assigned.

Advertising the Report/Certificate and publicity of the results except in full are prohibited unless written permission is obtained from the governor of TISTR.

FM.BL.MTC.002 Rev.4

## Head Office

35 Mu 3 Tambon Khlong Ha, Amphoe Khlong Luang,  
Changwat Pathumthani 12120, Thailand  
Tel. (66) 0 2577 9000  
Fax. (66) 0 2577 9009  
E-mail : rumpai@tistr.or.th Website:www.tistr.or.th

## Office/Laboratory

Soi 1C, Bangpoo Industrial Estate, Sukhumvit Road,  
Amphoe Muang, Changwat Samutprakan 10280, Thailand  
Tel. (66) 0 2323 1672-80 ext. 115, 116  
Fax. (66) 0 2323 9165  
E-mail : mtc@tistr.or.th

## Office

196 Phahonyothin Road, Chatuchak, Bangkok 10900,  
Thailand  
Tel. (66) 0 2579 8592  
Fax. (66) 0 2579 8592  
E-mail : sumalee@tistr.or.th

เอกสารไม่ควบคุม 5225, 5217





Request No. 25-66 / 0323

2 / 5

MTC. ACL. No. 387 / 66

## 2. Precision

Element	Conc. (mg/l)	Absorbance										Ave. Abs.	SD	%RSD
Cd	0.02	0.0085	0.0084	0.0090	0.0089	0.0089	0.0090	0.0086	0.0092	0.0090	0.0089	0.009	0.0003	2.88
	0.30	0.0993	0.1001	0.1007	0.1004	0.1004	0.0995	0.0997	0.0998	0.0999	0.0996	0.100	0.0005	0.45
	0.70	0.2238	0.2229	0.2244	0.2249	0.2243	0.2233	0.2235	0.2231	0.2251	0.2240	0.224	0.0007	0.33
Cr	0.10	0.0088	0.0087	0.0094	0.0086	0.0086	0.0091	0.0099	0.0095	0.0076	0.0085	0.009	0.0006	7.25
	0.30	0.0257	0.0265	0.0255	0.0270	0.0266	0.0258	0.0261	0.0262	0.0274	0.0262	0.026	0.0006	2.25
	0.70	0.0573	0.0590	0.0580	0.0576	0.0578	0.0579	0.0593	0.0599	0.0586	0.0594	0.058	0.0009	1.51
Cu	0.05	0.0083	0.0084	0.0084	0.0075	0.0086	0.0086	0.0081	0.0080	0.0087	0.0092	0.008	0.0005	5.45
	0.30	0.0430	0.0444	0.0426	0.0429	0.0435	0.0432	0.0428	0.0441	0.0427	0.0436	0.043	0.0006	1.41
	0.70	0.0981	0.0992	0.0990	0.0997	0.0977	0.0986	0.0990	0.0982	0.0988	0.0980	0.099	0.0006	0.63
Fe	0.10	0.0109	0.0104	0.0087	0.0100	0.0087	0.0094	0.0102	0.0092	0.0094	0.0100	0.010	0.0007	7.53
	0.50	0.0456	0.0442	0.0450	0.0444	0.0450	0.0455	0.0455	0.0441	0.0446	0.0444	0.045	0.0006	1.27
	1.00	0.0904	0.0901	0.0891	0.0876	0.0873	0.0901	0.0876	0.0886	0.0879	0.0901	0.089	0.0012	1.38
Pb	0.20	0.0093	0.0099	0.0104	0.0102	0.0104	0.0109	0.0102	0.0103	0.0115	0.0117	0.010	0.0007	6.85
	0.70	0.0344	0.0336	0.0336	0.0328	0.0338	0.0346	0.0336	0.0331	0.0343	0.0350	0.034	0.0007	2.02
	1.50	0.0709	0.0718	0.0706	0.0713	0.0698	0.0718	0.0712	0.0713	0.0715	0.0719	0.071	0.0006	0.90
Mn	0.05	0.0115	0.0130	0.0131	0.0127	0.0135	0.0136	0.0124	0.0133	0.0124	0.0130	0.013	0.0006	4.88
	0.30	0.0709	0.0700	0.0714	0.0704	0.0700	0.0705	0.0714	0.0698	0.0694	0.0700	0.070	0.0007	0.96
	0.70	0.1619	0.1633	0.1646	0.1638	0.1646	0.1614	0.1632	0.1614	0.1636	0.1652	0.163	0.0014	0.83
Ni	0.10	0.0113	0.0105	0.0113	0.0114	0.0110	0.0113	0.0117	0.0112	0.0107	0.0117	0.011	0.0004	3.45
	0.50	0.0509	0.0517	0.0508	0.0502	0.0517	0.0516	0.0516	0.0523	0.0518	0.0503	0.051	0.0007	1.36
	1.00	0.0997	0.1006	0.1006	0.1006	0.0996	0.0998	0.1007	0.1000	0.1013	0.0999	0.100	0.0006	0.55
Zn	0.05	0.0315	0.0309	0.0322	0.0304	0.0329	0.0312	0.0313	0.0319	0.0308	0.0311	0.031	0.0007	2.35
	0.30	0.1705	0.1728	0.1688	0.1693	0.1711	0.1704	0.1704	0.1707	0.1708	0.1688	0.170	0.0012	0.70
	0.70	0.3559	0.3572	0.3548	0.3560	0.3559	0.3550	0.3579	0.3552	0.3574	0.3573	0.356	0.0011	0.31

Continue 3 / 5

INDUSTRIAL METROLOGY AND TESTING SERVICE CENTRE

The results relate only to the items tested/calibrated or value assigned.

Advertising the Report/Certificate and publicity of the results except in full are prohibited unless written permission is obtained from the governor of TISTR.

FM.BL.MTC.002 Rev.4

## Head Office

35 Mu 3 Tambon Khlong Ha, Amphoe Khlong Luang,  
Changwat Pathumthani 12120, Thailand  
Tel. (66) 0 2577 9000  
Fax. (66) 0 2577 9009  
E-mail : rumpai@tistr.or.th Website:www.tistr.or.th

## Office/Laboratory

Soi 1C, Bangpoo Industrial Estate, Sukhumvit Road,  
Amphoe Muang, Changwat Samutprakan 10280, Thailand  
Tel. (66) 0 2323 1672-80 ext. 115, 116  
Fax. (66) 0 2323 9165  
E-mail : mtc@tistr.or.th

## Office

196 Phahonyothin Road, Chatuchak, Bangkok 10900,  
Thailand  
โทรสารไม่ควบคุม 5225, 5217  
Fax. (66) 0 2579 8592  
E-mail : sumalee@tistr.or.th



Request No. 25-66 / 0323

3 / 5

MTC. ACL. No. 387 / 66

## 3. Trueness

## 3.1 Reading on wavelength- Cadmium(Cd) at 228.8 nm.

Element	Standard Value of RM (mg/L)	Reading (mg/L)	Error of Measurement (mg/L)	Error of Measurement (%)	Uncertainty (mg/L)
Cd	0.02002	0.021	0.001	4.90	± 0.005
	0.30030	0.298	-0.002	0.77	± 0.005
	0.70070	0.675	-0.026	3.67	± 0.008

## 3.2 Reading on wavelength- Chromium (Cr) at 357.9 nm.

Element	Standard Value of RM (mg/L)	Reading (mg/L)	Error of Measurement (mg/L)	Error of Measurement (%)	Uncertainty (mg/L)
Cr	0.1001	0.101	0.001	0.90	± 0.009
	0.3003	0.293	-0.007	2.43	± 0.012
	0.7007	0.648	-0.053	7.52	± 0.023

## 3.3 Reading on wavelength- Copper (Cu) at 324.7 nm.

Element	Standard Value of RM (mg/L)	Reading (mg/L)	Error of Measurement (mg/L)	Error of Measurement (%)	Uncertainty (mg/L)
Cu	0.050	0.046	-0.004	8.00	± 0.003
	0.300	0.289	-0.011	3.67	± 0.009
	0.700	0.674	-0.026	3.71	± 0.020

Continue 4 / 5

INDUSTRIAL METROLOGY AND TESTING SERVICE CENTRE

The results relate only to the items tested/calibrated or value assigned.

Advertising the Report/Certificate and publicity of the results except in full are prohibited unless written permission is obtained from the governor of TISTR.

FM.BL.MTC.002 Rev.4

## Head Office

35 Mu 3 Tambon Khlong Ha, Amphoe Khlong Luang,  
Changwat Pathumthani 12120, Thailand  
Tel. (66) 0 2577 9000  
Fax. (66) 0 2577 9009  
E-mail : rumpai@tistr.or.th Website:www.tistr.or.th

## Office/Laboratory

Soi 1C, Bangpoo Industrial Estate, Sukhumvit Road,  
Amphoe Muang, Changwat Samutprakan 10280, Thailand  
Tel. (66) 0 2323 1672-80 ext. 115, 116  
Fax. (66) 0 2323 9165  
E-mail : mtc@tistr.or.th

## Office

196 Phahonyothin Road, Chatuchak, Bangkok 10900,  
Thailand  
โทรสารไม่ควบคุม 5225, 5217  
Fax. (66) 0 2579 8592  
E-mail : sumalee@tistr.or.th





Request No. 25-66 / 0323

4 / 5

MTC. ACL. No. 387 / 66

## 3.4 Reading on wavelength- Iron (Fe) at 248.3 nm.

Element	Standard Value of RM (mg/l)	Reading (mg/l)	Error of Measurement (mg/l)	Error of Measurement (%)	Uncertainty (mg/l)
Fe	0.100	0.095	-0.005	5.00	± 0.014
	0.500	0.474	-0.026	5.20	± 0.016
	1.000	0.950	-0.050	5.00	± 0.029

## 3.5 Reading on wavelength- Lead (Pb) at 217.0 nm.

Element	Standard Value of RM (mg/l)	Reading (mg/l)	Error of Measurement (mg/l)	Error of Measurement (%)	Uncertainty (mg/l)
Pb	0.200	0.207	0.007	3.50	± 0.014
	0.700	0.673	-0.027	3.86	± 0.030
	1.500	1.417	-0.083	5.53	± 0.061

## 3.6 Reading on wavelength- Manganese (Mn) at 279.5 nm.

Element	Standard Value of RM (mg/l)	Reading (mg/l)	Error of Measurement (mg/l)	Error of Measurement (%)	Uncertainty (mg/l)
Mn	0.04995	0.046	-0.004	7.91	± 0.005
	0.29970	0.294	-0.0057	1.90	± 0.007
	0.69930	0.694	-0.0053	0.76	± 0.014

Continue 5 / 5

INDUSTRIAL METROLOGY AND TESTING SERVICE CENTRE

The results relate only to the items tested/calibrated or value assigned.

Advertising the Report/Certificate and publicity of the results except in full are prohibited unless written permission is obtained from the governor of TISTR.

FM.BL.MTC.002 Rev.4

Head Office  
35 Mu 3 Tambon Khlong Ha, Amphoe Khlong Luang,  
Changwat Pathumthani 12120, Thailand  
Tel. (66) 0 2577 9000  
Fax. (66) 0 2577 9009  
E-mail : rumpai@tistr.or.th Website:www.tistr.or.th

Office/Laboratory  
Soi 1C, Bangpoo Industrial Estate, Sukhumvit Road,  
Amphoe Muang, Changwat Samutprakan 10280, Thailand  
Tel. (66) 0 2323 1672-80 ext. 115, 116  
Fax. (66) 0 2323 9165  
E-mail : mtc@tistr.or.th

Office  
196 Phahonyothin Road, Chatuchak, Bangkok 10900,  
Thailand  
Tel. (66) 0 2579 8592  
Fax. (66) 0 2579 8592  
E-mail : sumalee@tistr.or.th

เอกสารไม่ควบคุม  
5225, 5217



Request No. 25-66 / 0323

5 / 5

MTC. ACL. No. 387 / 66

## 3.7 Reading on wavelength- Nickel (Ni) at 232.0 nm.

Element	Standard Value of RM (mg/l)	Reading (mg/l)	Error of Measurement (mg/l)	Error of Measurement (%)	Uncertainty (mg/l)
Ni	0.1001	0.103	0.003	2.90	± 0.013
	0.5005	0.501	0.001	0.10	± 0.018
	1.0010	0.987	-0.014	1.40	± 0.032

## 3.8 Reading on wavelength- Zinc (Zn) at 213.9 nm.

Element	Standard Value of RM (mg/l)	Reading (mg/l)	Error of Measurement (mg/l)	Error of Measurement (%)	Uncertainty (mg/l)
Zn	0.050	0.046	-0.004	8.00	± 0.013
	0.300	0.311	0.011	3.67	± 0.013
	0.700	0.665	-0.035	5.00	± 0.019

Remark : The reported uncertainty is an expanded uncertainty calculated using a coverage factor of 2 ( $k = 2$ )  
which gives a level of confidence of approximately 95%

Calibrated by 1...

2...

(Mr. Atipat Ratana)

Acting Director of

Analytical Chemistry Laboratory

Issued Date : 15 February 2023

INDUSTRIAL METROLOGY AND TESTING SERVICE CENTRE

End of Certificate

The results relate only to the items tested/calibrated or value assigned.

Advertising the Report/Certificate and publicity of the results except in full are prohibited unless written permission is obtained from the governor of TISTR.

FM.BL.MTC.002 Rev.4

Head Office  
35 Mu 3 Tambon Khlong Ha, Amphoe Khlong Luang,  
Changwat Pathumthani 12120, Thailand  
Tel. (66) 0 2577 9000  
Fax. (66) 0 2577 9009  
E-mail : rumpai@tistr.or.th Website:www.tistr.or.th

Office/Laboratory  
Soi 1C, Bangpoo Industrial Estate, Sukhumvit Road,  
Amphoe Muang, Changwat Samutprakan 10280, Thailand  
Tel. (66) 0 2323 1672-80 ext. 115, 116  
Fax. (66) 0 2323 9165  
E-mail : mtc@tistr.or.th

Office  
196 Phahonyothin Road, Chatuchak, Bangkok 10900,  
Thailand  
Tel. (66) 0 2579 8592  
Fax. (66) 0 2579 8592  
E-mail : sumalee@tistr.or.th

เอกสารไม่ควบคุม  
5225, 5217



# PinAAcle 900F Preventive Maintenance Report

Company Name: UNITED ANALYST AND ENGINEERING  
Instrument Location: BANGCHAK, PRAKHANONG  
BANGKOK, 10260  
Instrument Serial No.: PFBS20031902  
Date: 20-Jul-2022

เอกสารไม่ควบคุม

## PinAAcle 900F Preventive Maintenance (PM)

Company Name:	UNITED ANALYST AND ENGINEERING		
Address (Instrument Location):	BANGCHAK, PRAKHANONG, BANGKOK, 10260		
Serial Number:	PFBS20031902	PM Number:	2/2
Customer Name (if applicable):	K. SATHIDA	Telephone Number:	095-5580-049
Customer Support Engineer Name:	K. DUANG	Service Order Number:	WO-01710010
Date PM Performed: (DD-MMM-YYYY)	Jul 20, 2022	Next PM Due Date: (DD-MMM-YYYY)	Jan 20, 2023
Standard Labor Hours to Complete PM :		5 hours	

Part Number	Release	Publication Date	
09370145 Rev.9	A	January 2018	

### Scope

The purpose of this PM is to ensure the continued functionality of the PinAAcle 900F by inspecting and replacing any worn or damaged parts. This service should only be performed by a trained representative of PerkinElmer.

The customer should save their method before the PM begins.

### General Instructions:

The customer must provide the engineer operational data to demonstrate recent instrument performance prior to starting the PM.

Always check with the customer before making any changes that may affect the customer's analysis or calibration, including a current back-up of system software and/or data files.

The completed document should be signed by an authorized PerkinElmer and customer representative and left with the customer.

Update the PM sticker and instrument logbook as required.

### Copyright Information

This document contains proprietary information that is protected by copyright. All rights are reserved.

No part of this publication may be reproduced in any form whatsoever or translated into any language without the prior, written permission of PerkinElmer, Inc.

Copyright © 2013 PerkinElmer, Inc.

### Trademarks

Registered names, trademarks, etc. used in this document, even when not specifically marked as such, are protected by law. PerkinElmer is a registered trademark of PerkinElmer, Inc. All other trademarks and registered trademarks not owned by PerkinElmer, Inc. or its subsidiaries that are depicted herein are the property of their respective owners. Except as specifically set forth in its terms and conditions of sale, PerkinElmer makes no Warranty of any kind with regard to this document, including, but not limited to, the implied warranties of merchantability and fitness for a particular purpose.

PerkinElmer shall not be liable for incidental or consequential damages in connection with the furnishing or use of this document.

เอกสารไม่ควบคุม

### Component List

Component / Specific Model	Serial #	Configuration Notes

### Parts Lists

Parts Included with the PM		
Part Number (if applicable)	Description	Quantity
B0501696	Fan Filters	N/A
N3160156	O-Ring Kits for Sampling Introduction ( Stainless Steels Nebulizer)	N/A
N3160157	O-Ring Kits for Sampling Introduction ( Plastic Nebulizer)	N/A
N9301714	Replacement Acetylene Filter Cartridge	N/A
TH001022	Replacement Air Filter Cartridge	N/A

### Additional Reagents and Standards Required for PM

Part Number (if applicable)	Description	Quality	Batch/Lot #	Expired Date (MM/YY)
N9300183	1000 mg/L Copper Standard	AR	25-76CUY1	30-Oct-2022

### Additional Reagents and Standards Required for PM (Customer Support Solution)

Part Number (if applicable)	Description	Quantity	Batch/Lot #	Expiration Date (MM/YY)
N/A	DI Water	250 ml.	AR	AR
N/A	0.5% HNO <sub>3</sub>	250 ml.	AR	AR

เอกสารไม่ควบคุม

### Additional Tools Required for PM

Part Number (if applicable)	Description	Quantity	Serial #
N1013000	0.2A Neutral density filter	1	MG0-252
N1013002	1.0A Neutral density filter	1	MG0-358
03030997	System 2 EDL Driver	1	03030997
N3050605	As System 2 EDL	1	16148
N3050121	Cu Lumina HCL	1	092216-010130
N3050109	Ba Lumina HCL	1	102416-040160
N3050139	K Lumina HCL	1	110716-010060
N3050152	Ni Lumina HCL	1	100516-030190

เอกสารไม่ควบคุม



## Procedure Checklist

Use (✓) to check off those steps in the checklist that have been completed.

### 1. General:

- ☒ Review the instrument performance with the customer and document any recent problems.
- ☒ Inspect the customer log book and make any appropriate PM entries.
- ☒ Perform general inspection of system for cleanliness.

### 2. PC Instrument Software:

- ☒ Instrument Software user files/databases archived, packed, and/or deleted as needed.

### 3. Mechanical:

- ☒ Inspect and clean all fans and filters. Replace filters if necessary.
- ☒ Inspect all gas lines for leaks and/or wear. Replace if needed.
- ☒ Clean exterior of the instrument.
- ☒ Inspect the burner head, burner chamber, and nebulizer. Clean if needed as stated in the Hardware Guide.
- ☒ Check burner head dimensions with the feeler gauge as stated in the Hardware Guide in the Maintenance chapter section on cleaning the burner head and checking sloth width. Replace if out of specification
- ☒ Check the condition of the end cap, burner head, and nebulizer O-rings. Replace if necessary.
- ☒ Check the drain system for signs of wear. Replace worn or damaged parts.
- ☒ Visually check for proper flame conditions when igniting the Air-C<sub>2</sub>H<sub>2</sub> and N<sub>2</sub>O-C<sub>2</sub>H<sub>2</sub> flames (if applicable).

### 4. Electrical:

- ☒ Inspect PC boards. Clean if necessary.
- ☒ Carefully check all internal and external cable connections.
- ☒ Check instrument firmware revisions upgrade to current levels (if necessary)
- ☒ Run Diagnostics Test within the Advanced function of the Spectrometer page. Check the results in the service log folder in the Spectrometer BM Log Viewer.

### 5. Optics:

- ☒ Inspect and clean the sample compartment windows, if needed.
- ☒ Inspect optics. Clean or replace if necessary,

### 6. Gasses:

- ☒ Verify that the Gasses supplied to the instrument are within the pressure and purity specifications found in the PinAAcle 900 Series Pre-installation Checklist SDB.
- ☒ Verify that the acetylene filter and air filter element is dry. Replace if necessary.

เอกสารไม่ควบคุม

### 7. Flame Interlock Check:

Description: Check to ensure that all safety interlocks are closed.

Parameter	Specification	Test Results	Pass/Fail
Flame Sensor	Air/C <sub>2</sub> H <sub>2</sub> Flame correctly shuts down	Active	Passed
Drain Sensor	Air/C <sub>2</sub> H <sub>2</sub> Flame correctly shuts down	Active	Passed
Nebulizer Sensor	Air/C <sub>2</sub> H <sub>2</sub> Flame correctly shuts down	Active	Passed
C <sub>2</sub> H <sub>2</sub> Pressure Sensor	Air/C <sub>2</sub> H <sub>2</sub> Flame correctly shuts down	Active	Passed
Air Pressure Sensor	Air/C <sub>2</sub> H <sub>2</sub> Flame correctly shuts down	Active	Passed
Burner Head Sensor	Choosing Nitrous Oxide as the oxidant should trigger an interlock shuts down	Active	Passed

### 8. After PM Performance tests:

#### 8.1 Detector Linearity with Barium

Description: Ensures that the detector is linear in the Visible Range.

Parameter	Specification	Certificate Value at 553.6 nm (Abs.)	Test Results	Pass/Fail
1.0 A ND Filter	± 5% from Cert.	0.9798	0.9848	Passed
0.2 A ND Filter	± 5% from Cert.	0.2042	0.1963	Passed

#### 8.2 Baseline Noise at 1.0 Absorbance with Barium

Description: Ensures that a high absorbance will not produce excessive noise.

Parameter	Specification	Results	Pass/Fail
Standard Deviation	≤ 0.010	0.0008	Passed

#### 8.3 AA Baseline Noise with Copper

Description: Check baseline noise.

Parameter	Specification	Results	Pass/Fail
Standard Deviation	≤ 0.001	0.0001	Passed

เอกสารไม่ควบคุม

#### 8.4 D<sub>2</sub> Background Compensation with Copper

Description: Verifies the instruments ability to compensate for Background absorption.

Parameter	Specification	Results	Pass/Fail
Standard Deviation	≤ 0.010	0.0049	Passed

#### 8.5 AA-BG Baseline Noise with Copper

Description: Ensures that background correction does not produce excessive noise.

Parameter	Specification	Results	Pass/Fail
Standard Deviation	≤ 0.005	0.0003	Passed

#### 8.6 AA-BG Baseline Noise with Arsenic

Description: Ensures that background correction does not produce excessive noise at a low wavelength.

Parameter	Specification	Results	Pass/Fail
Standard Deviation	≤ 0.005	0.0005	Passed

#### 8.7 Flame Sensitivity

Description: Instrument Sensitivity checked against Copper standard.

Standard Copper Sensitivity	Specification	Results (Abs.)	Pass/Fail
5 mg/L Sensitivity SS Neb (if applicable)	> 0.250 Abs.	NA	Not Applicable
2 mg/L Sensitivity HS Neb (if applicable)	> 0.250 Abs.	0.3353	Passed

#### 10. Review:

- ☒ Review with the customer PM work performed.
- ☒ Review with the customer routine maintenance procedures.
- ☒ Discuss recommended customer supplied materials to have on hand.
- ☒ Attach PM sticker.

เอกสารไม่ควบคุม

#### Additional Comments

##### Additional Comments Regarding the PM

#### Review

*The preventive maintenance checks and if applicable performance tests for PinAAcle 900F have been completed.*

*This PinAAcle 900F Passes ☒ Fails ☐ the preventive maintenance.*

##### Review of Preventive Maintenance:

Authorized PerkinElmer Representative:

Date:

20-Jul-2022

(DD-MMM-YYYY)

Authorized Customer Representative:

Date:

20-Jul-2022

(DD-MMM-YYYY)

เอกสารไม่ควบคุม



TECHNOLOGY PROMOTION ASSOCIATION (THAILAND-JAPAN)  
CORPORATE SERVICES 3: EQUIPMENT CALIBRATION AND TESTING SERVICES  
534/4 PATTANAKARN ROAD SOI 18, SUANLUANG, SUANLUANG BANGKOK 10250  
TEL. 0-2717-3000-29 FAX. 0-2719-9484



Cert. No.: 23TM249  
Page : 1 of 3

## Certificate of Calibration

**Equipment :** BOD Incubator  
**Manufacturer :** Arco  
**Model :** UC4-1320  
**Serial No. :** 13URC4S013201  
**ID No. :** UAE.WAO.015/2561  
**Submitted by :** United Analyst and Engineering Consultant Co.,Ltd.  
3 Soi Udomsuk 41, Sukhumvit Road,  
Bangchak, Phrakhanong,  
Bangkok 10260  
**Location :** Lab Floor 2  
**Received Order :** 15 February 2023  
**Calibration Date :** 15 February 2023  
**Ambient Temperature :**  $(26 \pm 10) ^\circ\text{C}$   
**Relative Humidity :**  $(50 \pm 30) \%$

**Calibrated by :** Preecha Hiahib

**Approved by :**

Approved Signatory

( ) Pornthippa Tameyakul  
(✓) Malee Butkruea  
( ) Suwit Imjai

**Issue Date :** 24 February 2023

The Uncertainties are for a confidence probability of approximately 95 %

This certificate may not be reproduced other than in full, except with the prior written  
Approval of the head of Corporate Services 3 : Equipment Calibration and Testing Services.

เอกสารไม่ควบคุม

A 0051476



**Equipment :** BOD Incubator  
**Condition As-Received :** Used Item  
**Reference :** 2302-0297OC-1  
**Procedure Used :-**

Cert. No.: 23TM249  
Page : 2 of 3

Calibration were conducted using calibration procedure CP-OT02 according to direct measurement method with Data Acquisition which connected with Resistance Temperature Detector ( RTD ).

The temperature scale used was based on ITS-90.

### Condition of this result of calibration

1. Reference standard instrument:-

Instrument	Model	Serial No.	Cert. No.	Due Date
1 ) Data Acquisition	34972A	MY57013711	22LM93	02 Jul 2023

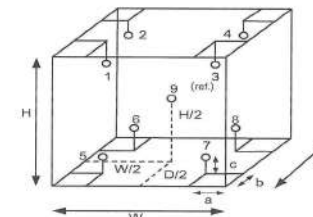
2. This certificate is valid only to the item calibrated on date and place of calibration.

3. This certification is traceable to the International System of Unit.

**Result of Calibration :-** ( \* ) Without Adjustment

**Function of UUC\* :** Temperature Source

**Fresh air setting :** Not Available



### Probe Installation Details :

a = 10 cm  
b = 10 cm  
c = 10 cm

### Dimension of Chamber :

D = 0.62 m  
W = 1.2 m  
H = 1.2 m  
Capacity = 0.89 m<sup>3</sup>

Environment during calibration		
	Beginning	Finished
Temp. ( °C )	29	31
REL.Humid. ( % )	63	67
AC Supply ( Volt )	220	220

Position :	Ref. Std. ID No.:
1	22-18RTD-2/1
2	18RTD-2/2
3	18RTD-2/3
4	18RTD-2/4
5	18RTD-2/5
6	18RTD-2/6
7	18RTD-2/7
8	18RTD-2/8
9 (ref.)	18RTD-2/9

เอกสารไม่

A 4440547





Equipment : BOD Incubator  
Condition As-Received : Used Item  
Reference : 2302-0297OC-1  
Result of Calibration :- ( \* ) Without Adjustment  
Function of UUC\* : Temperature Source  
Fresh air setting : Not Available

Cert. No.: 23TM249  
Page : 3 of 3

Calibration Point ( °C )	UUC* Setting ( °C )	UUC* Reading ( °C )	Temperature stability ( ± °C )	Temperature uniformity ( °C )	Overall Variation ( °C )	Uncertainty ( ± °C )	Coverage Factor <i>k</i>
20.0	20.0	19.3	0.32	0.57	1.0	0.60	2

Calibration Point ( °C )	Measured Temperature ( °C )								
	Position								
	1	2	3	4	5	6	7	8	9 (ref.)
20.0	20.086	19.916	20.386	19.976	19.973	19.838	19.837	19.821	19.949

Average\* : The average of 30 values in each position.

Temperature stability : One-half of the greatest maximum difference of measured temperature at any one sensor.

Temperature uniformity : The maximum difference of measured temperatures at any sensors and the measured temperature at the reference location which are observed at the same time or at as close an observation time as possible to determine the temperature pattern or homogeneity within the chamber under steady-state conditions.

Overall Variation : The Difference of the maximum and minimum measured temperatures throughout observation.

UUC\* : Unit Under Calibration

Note : The reported uncertainty of measurement was included stability and excluded uniformity .

The reported uncertainty of measurement was based on a standard uncertainty multiplied by a coverage factor *k*, providing a level of confidence of approximately 95 %.

-o0o-

เอกสารไม่ควบคุม

a 1149512



TECHNOLOGY PROMOTION ASSOCIATION (THAILAND-JAPAN)  
CORPORATE SERVICES 3: EQUIPMENT CALIBRATION AND TESTING SERVICES  
534/4 PATTANAKARN ROAD SOI 18, SUANLUANG, SUANLUANG BANGKOK 10250  
TEL. 0-2717-3000-27 FAX. 0-2719-9484



Cert. No.: 22TM1232  
Page.: 1 of 3

## Certificate of Calibration

Equipment : BOD Incubator  
Manufacturer : Arco  
Model : UC4-1320  
Serial No. : -  
ID No. : UAE.WAO.002/2550  
Submitted by : United Analyst and Engineering Consultant Co.,Ltd.  
3 Soi Udomsuk 41, Sukhumvit Road,  
Bangchak, Phrakhanong,  
Bangkok 10260  
Location : Lab Floor 2  
Received Order : 15 August 2022  
Calibration Date : 15 August 2022  
Ambient Temperature : ( 26 ± 10 ) °C  
Relative Humidity : ( 50 ± 30 ) %

Calibrated by : Kunchit Promprat

Approved by :   
Approved Signatory

( ) Pornthippa Tameyakul  
( ) Malee Butkruea  
( ) Suwit Imjai

Issue Date : 16 August 2022

The Uncertainties are for a confidence probability of approximately 95%

This certificate may not be reproduced other than in full, except with the prior written  
Approval of the head of Corporate Services 3: Equipment Calibration and Testing Services.

เอกสารไม่ควบคุม

A 0044201



**Equipment :** BOD Incubator  
**Condition As-Received :** Used Item  
**Reference :** 2208-0186OC-1  
**Procedure Used :-**

**Cert. No.:** 22TM1232  
**Page.:** 2 of 3

Calibration were conducted using calibration procedure CP-OT02 according to direct measurement method with Data Acquisition which connected with Resistance Temperature Detector ( RTD ).  
 The temperature scale used was based on ITS-90.

**Condition of this result of calibration**

1. Reference standard instrument:-

Instrument	Model	Serial No.	Cert. No.	Due Date
1 ) Data Acquisition	34970A	MY44035217	21LM30	23 Dec 2022

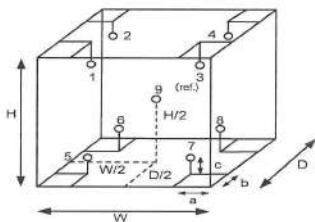
2. This certificate is valid only to the item calibrated on date and place of calibration.

3. This certification is traceable to the International System of Unit.

**Result of Calibration :-** ( \* ) Without Adjustment

**Function of UUC\* :** Temperature Source

**Fresh air setting :** Not Available



**Probe Installation Details :**

a = 10 cm  
 b = 10 cm  
 c = 10 cm

**Dimension of Chamber :**

D = 0.53 m  
 W = 1.2 m  
 H = 1.2 m  
 Capacity = 0.76 m<sup>3</sup>

Environment during calibration		
	Beginning	Finished
Temp. ( °C )	28	28
REL.Humid. ( % )	61	63
AC Supply ( Volt )	227	227

Position :	Ref. Std. ID No.:
1	18-10RTD-01
2	18-10RTD-02
3	18-10RTD-03
4	18-10RTD-04
5	18-10RTD-05
6	18-10RTD-06
7	18-10RTD-07
8	18-10RTD-08
9 (ref.)	18-10RTD-09

เอกสารไม่ควบคุม

a 1121247



**Equipment :** BOD Incubator  
**Condition As-Received :** Used Item  
**Reference :** 2208-0186OC-1  
**Result of Calibration :-** ( \* ) Without Adjustment  
**Function of UUC\* :** Temperature Source  
**Fresh air setting :** Not Available

**Cert. No.:** 22TM1232  
**Page.:** 3 of 3

Calibration Point ( °C )	UUC* Setting ( °C )	UUC* Reading ( °C )	Temperature stability ( ± °C )	Temperature uniformity ( °C )	Overall Variation ( °C )	Uncertainty ( ± °C )	Coverage Factor k
20.0	19.6	19.5	0.38	0.39	1.1	0.70	2

Calibration Point ( °C )	Measured Temperature ( °C )								
	Position								
	1	2	3	4	5	6	7	8	9 (ref.)
20.0	20.050	20.264	19.851	19.771	19.928	20.169	19.886	19.829	20.001

**Average\* :** The average of 30 values in each position.

**Temperature stability :** One-half of the greatest maximum difference of measured temperature at any one sensor

**Temperature uniformity :** The maximum difference of measured temperatures at any sensors and the measured temperature at the reference location which are observed at the same time or at as close an observation time as possible to determine the temperature pattern or homogeneity within the chamber under steady-state conditions.

**Overall Variation :** The Difference of the maximum and minimum measured temperatures throughout observation

**UUC\* :** Unit Under Calibration

**Note :** The reported uncertainty of measurement was included stability and excluded uniformity .

The reported uncertainty of measurement was based on a standard uncertainty multiplied by a coverage factor *k*, providing a level of confidence of approximately 95 %.

-o0o-

เอกสารไม่ควบคุม

a 1121246



TECHNOLOGY PROMOTION ASSOCIATION (THAILAND-JAPAN)  
CORPORATE SERVICES 3: EQUIPMENT CALIBRATION AND TESTING SERVICES  
534/4 PATTANAKARN ROAD SOI 18, SUANLUANG, SUANLUANG BANGKOK 10250  
TEL. 0-2717-3000-27 FAX. 0-2719-9484



Cert. No.: 22TM1233  
Page.: 1 of 3

## Certificate of Calibration

**Equipment :** BOD Incubator  
**Manufacturer :** Arco  
**Model :** UC4-1320  
**Serial No. :** -  
**ID No. :** UAE.WAO.018/2559  
**Submitted by :** United Analyst and Engineering Consultant Co.,Ltd.  
3 Soi Udomsuk 41, Sukhumvit Road,  
Bangchak, Phrakhanong,  
Bangkok 10260  
**Location :** Lab Floor 2  
**Received Order :** 15 August 2022  
**Calibration Date :** 15 August 2022  
**Ambient Temperature :**  $(26 \pm 10) ^\circ\text{C}$   
**Relative Humidity :**  $(50 \pm 30) \%$

**Calibrated by :** Kunchit Promprat

**Approved by :**

Approved Signatory

( ) Pornthippa Tameyakul  
(✓) Malee Butkruea  
( ) Suwit Imjai

**Issue Date :** 16 August 2022

The Uncertainties are for a confidence probability of approximately 95 %

This certificate may not be reproduced other than in full, except with the prior written  
Approval of the head of Corporate Services 3 : Equipment Calibration and Testing Services.

เอกสารไม่ควบคุม

A 0044202



**Equipment :** BOD Incubator  
**Condition As-Received :** Used Item  
**Reference :** 2208-0186OC-2  
**Procedure Used :-**

Cert. No.: 22TM1233  
Page.: 2 of 3

Calibration were conducted using calibration procedure CP-OT02 according to direct measurement method with Data Acquisition which connected with Resistance Temperature Detector ( RTD ).

The temperature scale used was based on ITS-90.

### Condition of this result of calibration

1. Reference standard instrument:-

Instrument	Model	Serial No.	Cert. No.	Due Date
1 ) Data Acquisition	34970A	MY44035217	21LM30	23 Dec 2022

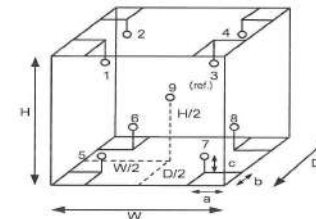
2. This certificate is valid only to the item calibrated on date and place of calibration.

3. This certification is traceable to the International System of Unit.

**Result of Calibration :-** ( \* ) Without Adjustment

**Function of UUC\* :** Temperature Source

**Fresh air setting :** Not Available



**Probe Installation Details :**

a = 10 cm  
b = 10 cm  
c = 10 cm

**Dimension of Chamber :**

D = 0.53 m  
W = 1.2 m  
H = 1.2 m  
Capacity = 0.76 m<sup>3</sup>

Environment during calibration		
	Beginning	Finished
Temp. ( °C )	28	28
REL.Humid. ( % )	65	62
AC Supply ( Volt )	227	227

Position :	Ref. Std. ID No.:
1	18-10RTD-01
2	18-10RTD-02
3	18-10RTD-03
4	18-10RTD-04
5	18-10RTD-05
6	18-10RTD-06
7	18-10RTD-07
8	18-10RTD-08
9 (ref.)	18-10RTD-09

เอกสารไม่ควบคุม

a 1121245





Equipment : BOD Incubator  
Condition As-Received : Used Item  
Reference : 2208-0186OC-2  
Result of Calibration :- ( \* ) Without Adjustment  
Function of UUC\* : Temperature Source  
Fresh air setting : Not Available

Cert. No.: 22TM1233  
Page.: 3 of 3

Calibration Point ( °C )	UUC* Setting ( °C )	UUC* Reading ( °C )	Temperature stability ( ± °C )	Temperature uniformity ( °C )	Overall Variation ( °C )	Uncertainty ( ± °C )	Coverage Factor k
20.0	19.8	19.7	0.31	0.29	0.77	0.61	2

Calibration Point ( °C )	Measured Temperature ( °C )								
	Position								
	1	2	3	4	5	6	7	8	9 (ref.)
20.0	19.956	19.783	19.988	19.842	19.843	19.908	19.770	19.910	19.824

Average\* : The average of 30 values in each position.

Temperature stability : One-half of the greatest maximum difference of measured temperature at any one sensor  
Temperature uniformity : The maximum difference of measured temperatures at any sensors and the measured temperature at the reference location which are observed at the same time or at as close an observation time as possible to determine the temperature pattern or homogeneity within the chamber under steady-state conditions.

Overall Variation : The Difference of the maximum and minimum measured temperatures throughout observation

UUC\* : Unit Under Calibration

Note : The reported uncertainty of measurement was included stability and excluded uniformity .

The reported uncertainty of measurement was based on a standard uncertainty multiplied by a coverage factor  $k$ , providing a level of confidence of approximately 95 %.

-o0o-

เอกสารไม่ควบคุม

a 1121244



TECHNOLOGY PROMOTION ASSOCIATION (THAILAND-JAPAN)  
CORPORATE SERVICES 3 : EQUIPMENT CALIBRATION AND TESTING SERVICES  
534/4 PATTANAKARN ROAD SOI 18, SUANLUANG, SUANLUANG BANGKOK 10250  
TEL. 0-2717-3000 FAX. 0-2719-9484

Cert.No.: 22TW240  
Page.: 1 of 2

## Certificate of Testing

Equipment : DO Meter  
Manufacturer : YSI  
Model : 4010-2W  
Serial No. : 20260326  
ID No. : UAE.WAO.063/2563  
Received Date : 21 October 2022  
Test Date : 26 October 2022  
Reference : 2210-0734DSC-1  
Submitted by : United Analyst and Engineering Consultant Co.,Ltd.  
3 Soi Udomsuk 41, Sukhumvit Road, Bangchak,  
Phrakhanong, Bangkok 10260  
Laboratory Condition : Temperature ( 25 ± 5 ) °C  
Humidity ( 50 ± 20 ) %  
Test Procedure : In - house method : CP-CH9  
by Comparison Technique with Azide Modification Method  
Tested by : Walalak Sirithean  
Approved by :   
Approved Signatory  
( ) Malee Butkruea  
( ✓ ) Saithip Meangmai  
( ) Warakorn Lerngagtrakul  
Issue Date : 27 October 2022

เอกสารไม่ควบคุม

๓ ๐299352



Cert.No.: 22TW240

Page.: 2 of 2

**Condition of this result of calibration**

**1. Reference Standard Instruments :**

This certification is traceable to the International System of Unit through the reference standards laboratory of Industrial Calibration Center, Technology Promotion Association (Thailand-Japan).

Instruments	Serial No.	ID No.	Certificate No.	Due Date
1) Burette	-	130BU10	21CG1389	25 Mar 2023
2) Balance	1126143764	140RC004	22MM50	20 Sep 2023

**2. Standard Material :-**

Material	Manufacturer	Lot.No.	Assay
Sodium Thiosulfate pentahydrate	Merck	AM1763316	100.2%

**Result :** Dissolved Oxygen Meter Adjustment With Air 100 %

Dissolved Oxygen Probe No.: 20E103527

Titration Method (Azide Modification Method)	DO Meter Reading	Standard Deviation
(mg/L)	(mg/L)	(mg/L)
8.14	8.12	0.0084

This report was certified only for the instrument we tested. It is allowable to use for study the system efficiency. The environmental impact control and present to organization it may concerned intend to use for advertising and referral purpose is prohibited. This report may not be reproduced other in full, without written approval of the laboratory

-o0o-

เอกสารไม่คว

a 1132301



TECHNOLOGY PROMOTION ASSOCIATION (THAILAND-JAPAN)  
CORPORATE SERVICES 3: EQUIPMENT CALIBRATION AND TESTING SERVICES  
534/4 PATTANAKARN ROAD SOI 18, SUANLUANG, SUANLUANG BANGKOK 10250  
TEL. 0-2717-3000-29 FAX. 0-2719-9484



Cert. No.: 23TM192

Page : 1 of 3

**Certificate of Calibration**

**Equipment :** Incubator  
**Manufacturer :** Binder  
**Model :** BD 53 E2  
**Serial No. :** 13-07343  
**ID No. :** UAE.MIC.005/2558  
**Submitted by :** United Analyst and Engineering Consultant Co., Ltd.  
3 Soi Udomsuk 41, Sukhumvit Road,  
Bangchak, Phrakhanong,  
Bangkok 10260  
**Location :** Microbiology Laboratory  
**Received Order :** 15 February 2023  
**Calibration Date :** 15 February 2023  
**Ambient Temperature :** ( 26 ± 10 ) °C  
**Relative Humidity :** ( 50 ± 30 ) %  
**Calibrated by :** Suwit Imjai  
**Approved by :**   
( ) Porphippa Tameyakul  
( / ) Malee Butkruea  
**Issue Date :** 24 February 2023

The Uncertainties are for a confidence probability of approximately 95 %

This certificate may not be reproduced other than in full, except with the prior written  
Approval of the head of Corporate Services 3 : Equipment Calibration and Testing Services

เอกสารไม่คว



Equipment : Incubator  
Condition As-Received : Used Item  
Reference : 2302-0295OC-1

Cert. No.: 23TM192  
Page : 2 of 3

**Procedure Used :-**

Calibration were conducted using calibration procedure CP-OT02 according to direct measurement method with Data Acquisition which connected with Resistance Temperature Detector ( RTD ).

The temperature scale used was based on ITS-90.

**Condition of this result of calibration**

**1. Reference standard instrument:-**

Instrument	Model	Serial No.	Cert. No.	Due Date
1 ) Data Acquisition	34072A	MY69003411	22LM165	20 Nov 2023

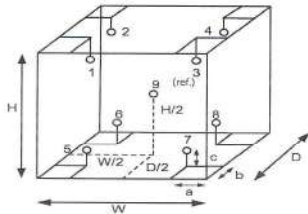
2. This certificate is valid only to the item calibrated on date and place of calibration.

3. This certification is traceable to the International System of Unit.

**Result of Calibration :-** ( \* ) Without Adjustment

**Function of UUC\* :** Temperature Source

**Fresh air setting :** Close



**Probe Installation Details :**

a = 5.0 cm  
b = 5.0 cm  
c = 5.0 cm

**Dimension of Chamber :**

D = 0.33 m  
W = 0.40 m  
H = 0.40 m  
Capacity = 0.053 m<sup>3</sup>

Environment during calibration		
	Beginning	Finished
Temp. ( °C )	22	23
REL.Humid. ( % )	65	61
AC Supply ( Volt )	231	231

Position :	Ref. Std. ID No.:
1	20RTD-2/1
2	20RTD-2/2
3	20RTD-2/3
4	20RTD-2/4
5	20RTD-2/5
6	20RTD-2/6
7	20RTD-2/7
8	20RTD-2/8
9 (ref.)	20RTD-2/9

เอกสารไม่ค



Equipment : Incubator  
Condition As-Received : Used Item  
Reference : 2302-0295OC-1  
**Result of Calibration :-** ( \* ) Without Adjustment

Cert. No.: 23TM192  
Page : 3 of 3

**Function of UUC\* :** Temperature Source

**Fresh air setting :** Close

Calibration Point ( °C )	UUC* Setting ( °C )	UUC* Reading ( °C )	Temperature stability ( ± °C )	Temperature uniformity ( °C )	Overall Variation ( °C )	Uncertainty ( ± °C )	Coverage Factor k
35.0	35.4	35.4	0.037	0.56	0.86	0.30	2

Calibration Point ( °C )	Measured Temperature ( °C )							
	Position							
	1	2	3	4	5	6	7	8
35.0	35.256	35.308	35.116	35.453	34.700	34.798	34.718	34.657
								9 (ref.)
								34.938

**Average\* :** The average of 30 values in each position.

**Temperature stability :** One-half of the greatest maximum difference of measured temperature at any one sensor.

**Temperature uniformity :** The maximum difference of measured temperatures at any sensors and the measured temperature at the reference location which are observed at the same time or at as close an observation time as possible to determine the temperature pattern or homogeneity within the chamber under steady-state conditions.

**Overall Variation :** The Difference of the maximum and minimum measured temperatures throughout observation.

**UUC\* :** Unit Under Calibration

Note : The reported uncertainty of measurement was included stability and excluded uniformity .

The reported uncertainty of measurement was based on a standard uncertainty multiplied by a coverage factor *k*, providing a level of confidence of approximately 95 %.

-o0o-

เอกสารไม่ค





TECHNOLOGY PROMOTION ASSOCIATION (THAILAND-JAPAN)  
CORPORATE SERVICES 3: EQUIPMENT CALIBRATION AND TESTING SERVICES  
534/4 PATTANAKARN ROAD SOI 18, SUANLUANG, SUANLUANG BANGKOK 10250  
TEL. 0-2717-3000-27 FAX. 0-2719-9484



Cert. No.: 22TM1063  
Page.: 1 of 3

## Certificate of Calibration

**Equipment :** Incubator  
**Manufacturer :** Memmert  
**Model :** INB 400  
**Serial No. :** E411.1325  
**ID No. :** UAE.MIC.003/2555  
**Submitted by :** United Analyst and Engineering Consultant Co.,Ltd.  
3 Soi Udomsuk 41, Sukhumvit Road,  
Bangchak, Phrakhanong,  
Bangkok 10260  
**Location :** Microbiology Laboratory  
**Received Order :** 11 July 2022  
**Calibration Date :** 11 July 2022  
**Ambient Temperature :** ( 26 ± 10 ) °C  
**Relative Humidity :** ( 50 ± 30 ) %

**Calibrated by :** Man Pattanapongpaiboon

**Approved by :**

Approved Signatory

( ) Pornthippa Tameyakul  
(✓) Malce Butkruca  
( ) Suwit Imjai

**Issue Date :** 18 July 2022

The Uncertainties are for a confidence probability of approximately 95%

This certificate may not be reproduced other than in full, except with the prior written  
Approval of the head of Corporate Services 3 : Equipment Calibration and Testing Services

เอกสารไม่ควบคุม



**Equipment :** Incubator  
**Condition As-Received :** Used Item  
**Reference :** 2207-0245OC-3  
**Procedure Used :-**

**Cert. No.:** 22TM1063  
**Page.:** 2 of 3

Calibration were conducted using calibration procedure CP-OT02 according to direct measurement method with Data Acquisition which connected with Resistance Temperature Detector ( RTD ).  
The temperature scale used was based on ITS-90.

### Condition of this result of calibration

#### 1. Reference standard instrument:-

Instrument	Model	Serial No.	Cert. No.	Due Date
1 ) Data Acquisition	34972A	MY57013823	22LM24	26 Feb 2023

2. This certificate is valid only to the item calibrated on date and place of calibration.

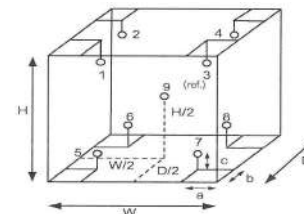
3. This certification is traceable to the International System of Unit.

**Result of Calibration :-** ( \* ) Without Adjustment

**Function of UUC\* :** Temperature Source

**Fresh air setting :** Close

Environment during calibration		
	Beginning	Finished
Temp. ( °C )	25	25
REL.Humid. ( % )	56	62
AC Supply ( Volt )	219	223



#### Probe Installation Details :

a = 5.0 cm  
b = 5.0 cm  
c = 5.0 cm

#### Dimension of Chamber :

D = 0.40 m  
W = 0.33 m  
H = 0.40 m  
Capacity = 0.053 m<sup>3</sup>

Position :	Ref. Std. ID No.:
1	21-17RTD-01
2	21-17RTD-02
3	17RTD-03
4	17RTD-04
5	17RTD-05
6	17RTD-06
7	17RTD-07
8	17RTD-08
9 (ref.)	17RTD-09

เอกสารไม่ควบคุม



Equipment : Incubator  
Condition As-Received : Used Item  
Reference : 2207-02450C-3  
Result of Calibration :- ( \* ) Without Adjustment  
Function of UUC\* : Temperature Source  
Fresh air setting : Close

Cert. No.: 22TM1063  
Page.: 3 of 3

Calibration Point ( °C )	UUC* Setting ( °C )	UUC* Reading ( °C )	Temperature stability ( ± °C )	Temperature uniformity ( °C )	Overall Variation ( °C )	Uncertainty ( ± °C )	Coverage Factor k
36.0	35.5	35.5	0.10	0.63	0.88	0.30	2

Calibration Point ( °C )	Measured Temperature ( °C )								
	Position								
	1	2	3	4	5	6	7	8	9 (ref.)
36.0	35.896	35.803	35.846	35.766	36.272	35.561	36.212	35.519	35.687

Average\* : The average of 30 values in each position.

Temperature stability : One-half of the greatest maximum difference of measured temperature at any one sensor

Temperature uniformity : The maximum difference of measured temperatures at any sensors and the measured temperature at the reference location which are observed at the same time or at as close an observation time as possible to determine the temperature pattern or homogeneity within the chamber under steady-state conditions.

Overall Variation : The Difference of the maximum and minimum measured temperatures throughout observation

UUC\* : Unit Under Calibration

Note : The reported uncertainty of measurement was included stability and excluded uniformity .

The reported uncertainty of measurement was based on a standard uncertainty multiplied by a coverage factor  $k$ , providing a level of confidence of approximately 95 %.

-o0o-

เอกสารไม่ควบคุม



TECHNOLOGY PROMOTION ASSOCIATION (THAILAND-JAPAN)  
CORPORATE SERVICES 3: EQUIPMENT CALIBRATION AND TESTING SERVICES  
534/4 PATTANAKARN ROAD SOI 18, SUANLUANG, SUANLUANG BANGKOK 10250  
TEL. 0-2717-3000-29 FAX. 0-2719-9484



Cert. No.: 23TM193  
Page : 1 of 3

## Certificate of Calibration

Equipment : Water Bath  
Manufacturer : Memmert  
Model : WNE 14  
Serial No. : L416.0606  
ID No. : UAE.MIC.002/2560  
Submitted by : United Analyst and Engineering Consultant Co.,Ltd.  
3 Soi Udomsuk 41, Sukhumvit Road,  
Bangchak, Phrakhanong,  
Bangkok 10260  
Location : Microbiology Laboratory  
Received Order : 15 February 2023  
Calibration Date : 15 February 2023  
Ambient Temperature : ( 26 ± 10 ) °C  
Relative Humidity : ( 50 ± 30 ) %

Calibrated by : Suwit Imjai

Approved by :   
Approved Signatory

( / ) Ponthippa Tameyakul  
( / ) Malee Butkruea

Issue Date : 24 February 2023

The Uncertainties are for a confidence probability of approximately 95%

This certificate may not be reproduced other than in full, except with the prior written  
Approval of the head of Corporate Services 3: Equipment Calibration and Testing Services.

เอกสารไม่ควบคุม



Equipment : Water Bath  
Condition As-Received : Used Item  
Reference : 2302-0295OC-2

Cert. No.: 23TM193  
Page : 2 of 3

**Procedure Used :-**

Calibration were conducted using In-house calibration procedure CP-OT04 according to direct measurement method with Data Acquisition which connected with Industrial Platinum Resistance Thermometer ( IPRT ).

The temperature scale used was based on ITS-90.

**Condition of this result of calibration**

1. Reference standard instrument:-

Instrument	Model	Serial No.	Cert. No.	Due Date
1 ) Data Acquisition	34972A	MY59003411	22LM165	26 Nov 2023

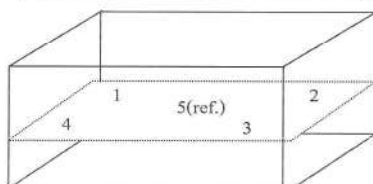
2. This certificate is valid only to the item calibrated on date and place of calibration.

3. This certification is traceable to the International System of Unit.

**Result of Calibration :-** ( \* ) Without Adjustment

**Function of UUC\* :** Temperature Source

	Environmental		AC Voltage Supply
	( °C )	( %R.H. )	( Volt )
Beginning of Calibration	22	65	231
Finished of Calibration	23	61	231



Front

Position :	Ref. Std. ID No.:
1	4804539-001
2	4804539-002
3	4804539-003
4	4804539-004
5(ref.)	4804539-005

เอกสารไม่ควบคุม



Equipment : Water Bath  
Condition As-Received : Used Item  
Reference : 2302-0295OC-2

Cert. No.: 23TM193  
Page : 3 of 3

**Result of Calibration :-** ( \* ) Without Adjustment

**Function of UUC\* :** Temperature Source

Calibration point ( °C )	UUC* Setting ( °C )	UUC* Reading ( °C )	Average* Standard Reading ( °C )				
			Position				
			1	2	3	4	5 (ref.)
44.5	44.5	44.5	44.453	44.437	44.428	44.477	44.459

Calibration point ( °C )	Uniformity ( °C )	Stability ( ± °C )	Uncertainty ( ± °C )	Coverage Factor <i>k</i>
44.5	0.079	0.038	0.15	2

**Average\* :** The average of 30 values in each position.

**Uniformity :** The maximum difference of measured temperatures at any sensors and the measured temperature at the reference location which are observed at the same time or at as close an observation time as possible to determine the temperature pattern or homogeneity within the chamber under steady-state conditions.

**Stability :** One-half of the greatest maximum difference of measured temperature at any one probe.

**UUC\* :** Unit Under Calibration

**Note :** The reported uncertainty of measurement was included stability and excluded uniformity.

The reported uncertainty of measurement was based on a standard uncertainty multiplied by a coverage factor *k*, providing a level of confidence of approximately 95 %.

-o0o-

เอกสารไม่ควบคุม






TECHNOLOGY PROMOTION ASSOCIATION (THAILAND-JAPAN)  
CORPORATE SERVICES 3: EQUIPMENT CALIBRATION AND TESTING SERVICES  
534/4 PATTANAKARN ROAD SOI 18, SUANLUANG, SUANLUANG BANGKOK 10250  
TEL. 0-2717-3000-29 FAX. 0-2719-9484



Cert. No.: 23TM194  
Page : 1 of 3

## Certificate of Calibration

**Equipment :** Water Bath  
**Manufacturer :** Memmert  
**Model :** WNE 14  
**Serial No. :** L416.0612  
**ID No. :** UAE.MIC.003/2560  
**Submitted by :** United Analyst and Engineering Consultant Co.,Ltd.  
3 Soi Udomsuk 41, Sukhumvit Road,  
Bangchak, Phrakhanong,  
Bangkok 10260  
**Location :** Microbiology Laboratory  
**Received Order :** 15 February 2023  
**Calibration Date :** 15 February 2023  
**Ambient Temperature :** ( 26 ± 10 ) °C  
**Relative Humidity :** ( 50 ± 30 ) %  
**Calibrated by :** Suwit Imjai  
**Approved by :**   
( ) Ponthippa Tameyakul  
(✓) Malee Butkruea  
**Issue Date :** 24 February 2023

The Uncertainties are for a confidence probability of approximately 95%

This certificate may not be reproduced other than in full, except with the prior written  
Approval of the head of Corporate Services 3: Equipment Calibration and Testing Services

เอกสารไม่ควบคุม



**Equipment :** Water Bath  
**Condition As-Received :** Used Item  
**Reference :** 2302-0295OC-3

Cert. No.: 23TM194  
Page : 2 of 3

### Procedure Used :-

Calibration were conducted using in-house calibration procedure CP-OT04 according to direct measurement method with Data Acquisition which connected with Industrial Platinum Resistance Thermometer ( IPRT ).

The temperature scale used was based on ITS-90.

### Condition of this result of calibration

1. Reference standard instrument:-

Instrument	Model	Serial No.	Cert. No.	Due Date
1 ) Data Acquisition	34972A	MY59003411	22LM165	26 Nov 2023

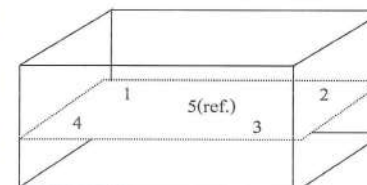
2. This certificate is valid only to the item calibrated on date and place of calibration.

3. This certification is traceable to the International System of Unit.

**Result of Calibration :-** ( \* ) Without Adjustment

**Function of UUC\* :** Temperature Source

	Environmental		AC Voltage Supply
	( °C )	( %R.H. )	( Volt )
Beginning of Calibration	22	65	231
Finished of Calibration	22	63	230



Front

Position :	Ref. Std. ID No.:
1	4804539-001
2	4804539-002
3	4804539-003
4	4804539-004
5(ref.)	4804539-005

เอกสารไม่ควบคุม



Equipment : Water Bath  
Condition As-Received : Used Item  
Reference : 2302-0295OC-3  
Result of Calibration :- ( \* ) Without Adjustment  
Function of UUC\* : Temperature Source

Cert. No.: 23TM194  
Page : 3 of 3

Calibration point ( °C )	UUC* Setting ( °C )	UUC* Reading ( °C )	Average* Standard Reading ( °C )				
			Position				
			1	2	3	4	5 (ref.)
44.5	44.5	44.6	44.520	44.509	44.498	44.552	44.530

Calibration point ( °C )	Uniformity ( °C )	Stability ( ± °C )	Uncertainty ( ± °C )	Coverage Factor k
44.5	0.077	0.037	0.15	2

Average\* : The average of 30 values in each position.

Uniformity : The maximum difference of measured temperatures at any sensors and the measured temperature at the reference location which are observed at the same time or at as close an observation time as possible to determine the temperature pattern or homogeneity within the chamber under steady-state conditions.

Stability : One-half of the greatest maximum difference of measured temperature at any one probe.

UUC\* : Unit Under Calibration

Note : The reported uncertainty of measurement was included stability and excluded uniformity.

The reported uncertainty of measurement was based on a standard uncertainty multiplied by a coverage factor  $k$ , providing a level of confidence of approximately 95 %.

-o0o-

เอกสารไม่ควบคุม



## Certificate of Calibration

Equipment: Balance  
Model: PX623  
Serial No. (or ID.): C236754745  
Manufacturer: Ohaus  
Condition: New  
Certificate No.: C01223732  
Issued Date: 09 December 2022  
Job No.: KSPR2215576  
Page: 1 of 2

Customer: United Analyst and Engineering Consultant Co., Ltd.  
3 Soi Udomsuk 41, Sukhumvit Road, Bangchak Sub-District,  
Phrakhanong District, Bangkok, THAILAND 10260

Environment Condition: Temperature 26 °C ± 0.5 °C  
Humidity 53 %RH ± 3.9 %RH

Calibration Place: United Analyst and Engineering Consultant Co., Ltd. (301 Microbiology Room)  
3 Soi Udomsuk 41, Sukhumvit Road, Bangchak Sub-District,  
Phrakhanong District, Bangkok, THAILAND 10260

Calibration By: Mr. Adisai Maknoi  
Calibration Date: 09 December 2022  
The Method used: In-house method, CAL-WI-47, based on UKAS Lab 14  
Traceability: This certificate is traceable to the SI Units maintained by National Institute of Metrology (NIMT), Thailand through DKSH Technology Co., Ltd. Certificate No. C02221765

(Mr. Adisai Maknoi)

Person in charge

(Mr. Rungrod Jenkitrakulchai)

Authorized signatory

This certificate is issued the units of measurement according to the International System of Units (SI). It provides traceability of measurement to international or national standard or other recognized national standard laboratories.

The measurement uncertainty stated is the expanded uncertainty which is obtained from the standard uncertainty multiplied by the coverage factor ( $k=2$ ) to provide a level of confidence of approximately 95%. It is determined in accordance with the Guide to Expression of Uncertainty in Measurement (GUM).

These results may be affected by deviations from specified conditions. The results relate only to the items tested, calibrated or sampled. The report shall not be reproduced except in full without approval of DKSH Technology Limited.

บริษัท ดีเคเอส อีเซีย เทคโนโลยี จำกัด  
DKSH Technology Limited  
2533 สุขุมวิท แขวงบางจาก เขตพระโขนง กรุงเทพมหานคร 10260  
2533 Sukhumvit Road, Bangchak, Phrakhanong, Bangkok 10260  
Phone: +66 2638 7000 Email: info.calibration@dksh.com Website: www.dksh.com/scientific-thailand

Delivering Growth – in Asia and Beyond.




เอกสารไม่ควบคุม

CAL-FM-C01-14: 12 Sep 2022

### Calibration Results:

#### Without Adjustment

**Eccentric Error:** Weight to be 1/3 or 1/2 of Maximum capacity, taken from the center of the pan as a zero reference.

			Nominal Test Value 200 (g)				
Reference Points (g)							
A	B	C	D	E			
-	0.000	0.000	0.000	0.000			

**Repeatability:** Determination of the standard deviation of weighing balance., Readability 0.001 (g)

Nominal test value (g)	Standard Deviation
50	0.0004
500	0.0005

**Error of Indication from nominal or conventional mass value.,** Readability 0.001 (g)

Nominal Value (g)	Conventional Mass (g)	Displayed Value (g)	Error of Indication (g)	Uncertainty (g)	k
1	1.0000	1.000	0.000	0.0010	2.03
5	5.0001	5.000	0.000	0.0010	2.03
10	10.0001	10.000	0.000	0.0010	2.03
20	20.0001	20.000	0.000	0.0010	2.03
50	50.0001	50.000	0.000	0.0010	2.03
100	100.0001	100.000	0.000	0.0011	2.03
200	200.0004	200.000	0.000	0.0011	2.02
300	300.0005	300.000	-0.001	0.0013	2.01
400	400.0008	400.001	0.000	0.0014	2.01
500	500.0003	500.000	0.000	0.0017	2.00
600	600.0004	600.000	0.000	0.0019	2.00

The End of Certificate

### Statements of conformity:

This conformity certificate documents the validity of the following statements of conformity based on the measurement results of corresponding calibration certificate:

The error of indication determined during calibration are under given measurement and environmental conditions and considering the expanded measurement uncertainty (coverage probability 95%) within the specification. The given measurement uncertainty already includes other all effects by according to the standard method, UKAS Lab14. Therefore, those parameters have not been assessed separately.

#### Tolerance and Decision rules:

Assessment of the conformity of the measurement device are done based on direct comparison of the relevant measurement results with the tolerances and decision rule are prescribed by the customer.

- Decision rule :** ☐ Choice A Binary Statement for Simple Acceptance Rule ( $w = 0$ ), Specific Risk < 50% PFA.
- ☒ Choice B Non-binary statement with guard band ( $w = 1$  U), Pass or Fail Specific Risk < 2.5% PFA and Condition Pass or Condition Fail Specific Risk < 50% PFA.
- ☐ Choice C Customer defined, Customers may define arbitrary multiple of  $r$  to have applied as guard band ( $w = r$  U) .  
; PFA – Probability of False Accept

  
(Mr. Rungrod Jenkitrakulchai)  
Authorized signatory





Refer to Certificate No.: C01223732

Page: 2 of 2

## Statements of conformity:

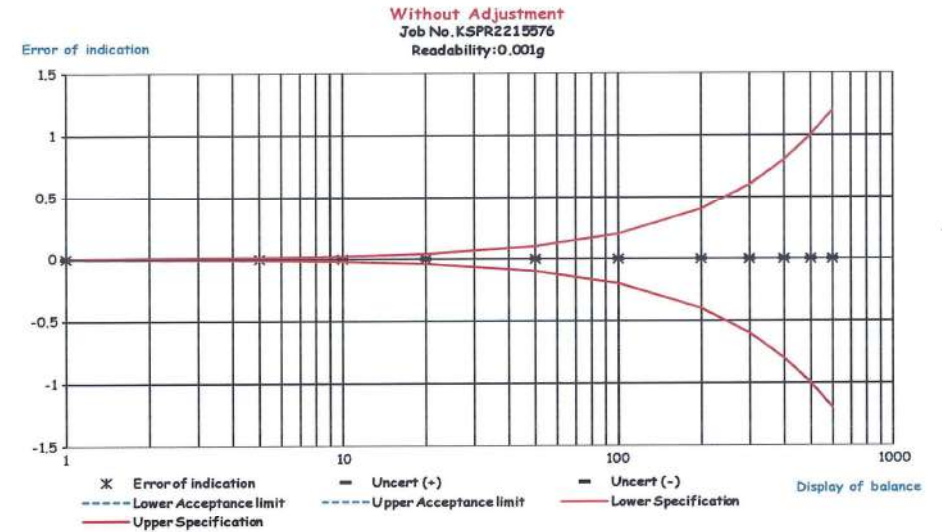
Without Adjustment

Readability: 0.001 g

Nominal Value g	Error of indication g	Guard band (w) g	Tolerance ( $\pm$ ) g	Conformity
1	0.000	0.0010	0.002	Pass
5	0.000	0.0010	0.010	Pass
10	0.000	0.0010	0.020	Pass
20	0.000	0.0010	0.040	Pass
50	0.000	0.0010	0.100	Pass
100	0.000	0.0011	0.200	Pass
200	0.000	0.0011	0.400	Pass
300	-0.001	0.0013	0.600	Pass
400	0.000	0.0014	0.800	Pass
500	0.000	0.0017	1.000	Pass
600	0.000	0.0019	1.200	Pass

The validity of the statements of conformity cannot be guaranteed for different places of use, environmental conditions or improper use.

The End of Statements of conformity





## Certificate of Calibration

**Equipment:** Autoclave  
**Model:** CL-40L  
**Serial No. (or ID.):** 810010  
**Manufacturer:** ALP  
**Condition:** In Condition

**Certificate No.:** C11220112  
**Issued Date:** 19 June 2022  
**Job No.:** KSPR2207123  
**Page:** 1 of 4

**Customer:** United Analyst and Engineering Consultant Company Limited  
 3 Soi Udomsuk 41 Sukhumvit Road,  
 Bangkak, Prakanong, Bangkok 10260 Thailand

**Environment Condition:** Temperature: 25 °C ± 0.4 °C  
 Humidity: 60 %RH ± 4.5 %RH  
 Voltage: 227 VAC ± 2.5 VAC

**Calibration Place:** United Analyst and Engineering Consultant Company Limited ( 301 Room )  
 3 Soi Udomsuk 41 Sukhumvit Road,  
 Bangkak, Prakanong, Bangkok 10260 Thailand

**Calibration By:** Mr. Atachai Ngamchanat

**Calibration Date:** 17 June 2022

**The Method used:** In house method, SPCC-WI-18, base on BS 2646 : Part 5

**Traceability:** This certificate is traceable to the SI Units maintained by National Institute of Metrology (NIMT), Thailand through Quality reborn Co., Ltd. Certificate No.QR21-1584

(Mr. Atachai Ngamchanat)

Person in charge

(Mr. Udon Srichana)

Authorized signatory

This certificate is issued the units of measurement according to the International System of Units (SI). It provides traceability of measurement to international or national standard or other recognized national standard laboratories.

The measurement uncertainty stated is the expanded uncertainty which is obtained from the standard uncertainty multiplied by the coverage factor (k=2) to provide a level of confidence of approximately 95%. It is determined in accordance with the Guide to Expression of Uncertainty in Measurement (GUM).

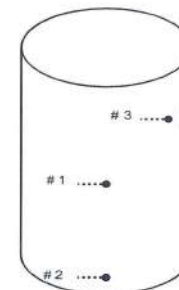
These results may be affected by deviations from specified conditions. The results relate only to the items tested, calibrated or sampled. The report shall not be reproduced except in full without approval of SPC RT Co., Ltd.

**เอกสารไม่ควบคุม**

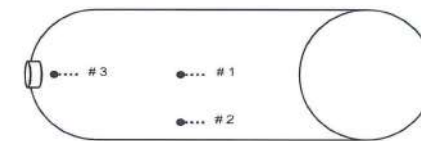
SPCC-FM-C11-13: 05 Apr 2022

Certificate No.: C11220112

Page: 2 of 4



Vertical Vessel



Horizontal Vessel



Position of Standard

# 1: Center of Chamber

# 2: Temperature Sensor of UUC

# 3: Exhaust port

### Standard Installation Locations

Standard Locations (#1): Geometric center of the chamber

Standard Locations (#2): Distance from temperature sensor of UUC 2 (cm.)

Standard Locations (#3): Distance from the wall 5 (cm.)

Position of Std	#1	#2	#3
Channel of Logger	1	2	3

### Definitions

**Indicating Temperature:** The average reading of indicating device which forms the integral part of the enclosure.

**Measured Temperature:** The average reading of standards at any positions or location.

**Measured Stability:** The one-half of greatest maximum difference of measured temperatures at any one probe.

**เอกสารไม่ควบคุม**

SPCC-FM-C11-13: 05 Apr 2022

**Calibration Results:**

**Without adjustment**

Measurement Temperature at Spread Locations, Indicating of Unit Under Calibration: 116.0 °C

Locations	Measured Temperature (°C)	Correction of UUC. (°C)	Uncertainty (± °C)
#1	116.16	0.16	0.35
#2	116.21	0.21	0.35
#3	116.23	0.23	0.35

**Temperature Distribution**

Temperature			Pressure	Measured Temperature at Spread Locations			Uncertainty
Desired (°C)	Setting (°C)	Indicating (°C)	Indicating MPa	#1 (°C)	#2 (°C)	#3 (°C)	
116	116	116.0	0.08	116.16	116.21	116.23	(± °C)*

**Chamber Characterization**

Indicating Temperature (°C)	Indicating Pressure MPa	Measured Stability (± °C)
116.0	0.08	0.12

Note: \* Maximum uncertainty of the each position

Record every 10 seconds after reaching steady state or after one achieved complete cycle.

**เอกสารไม่ควบคุม**

SPCC-FM-C11-13: 05 Apr 2022

**Without adjustment**

Measurement Temperature at Spread Locations, Indicating of Unit Under Calibration: 122.0 °C

Locations	Measured Temperature (°C)	Correction of UUC. (°C)	Uncertainty (± °C)
#1	122.27	0.27	0.35
#2	122.33	0.33	0.35
#3	122.34	0.34	0.36

**Temperature Distribution**

Temperature			Pressure	Measured Temperature at Spread Locations			Uncertainty
Desired (°C)	Setting (°C)	Indicating (°C)	Indicating MPa	#1 (°C)	#2 (°C)	#3 (°C)	
122	122	122.0	0.12	122.27	122.33	122.34	(± °C)*

**Chamber Characterization**

Indicating Temperature (°C)	Indicating Pressure MPa	Measured Stability (± °C)
122.0	0.12	0.20

Note: \* Maximum uncertainty of the each position

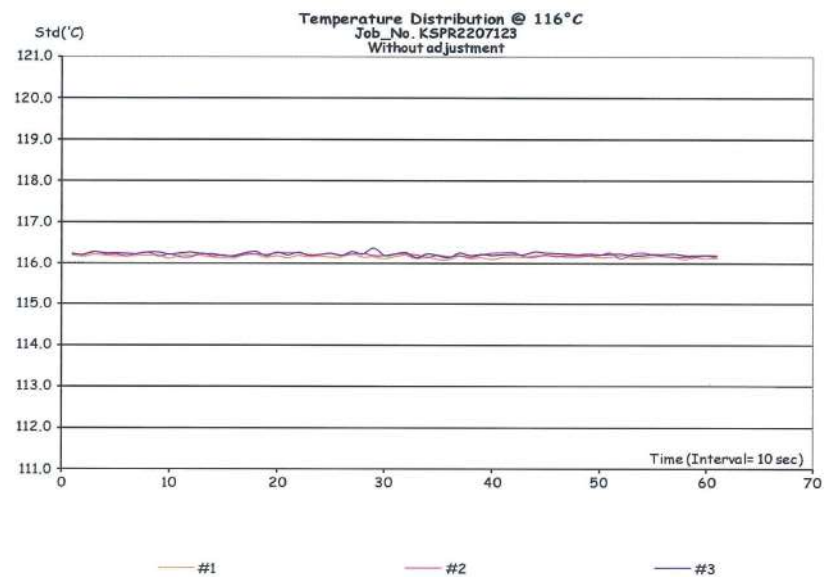
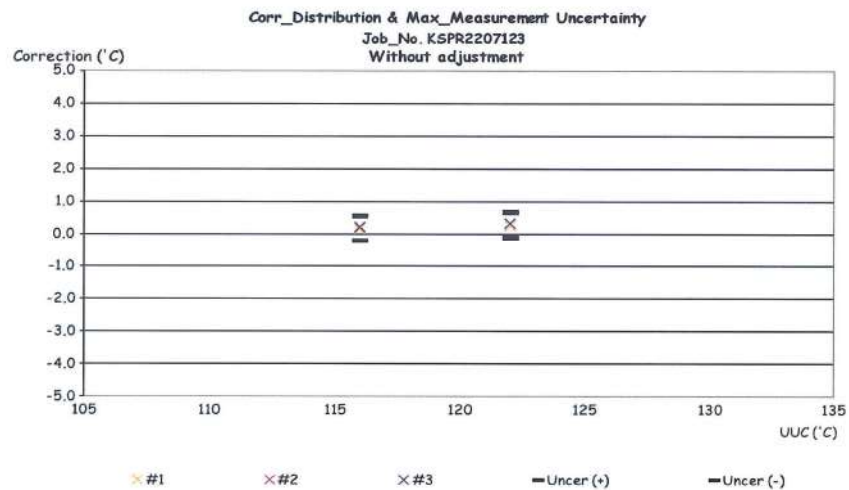
Record every 10 seconds after reaching steady state or after one achieved complete cycle.

**The End of Certificate**

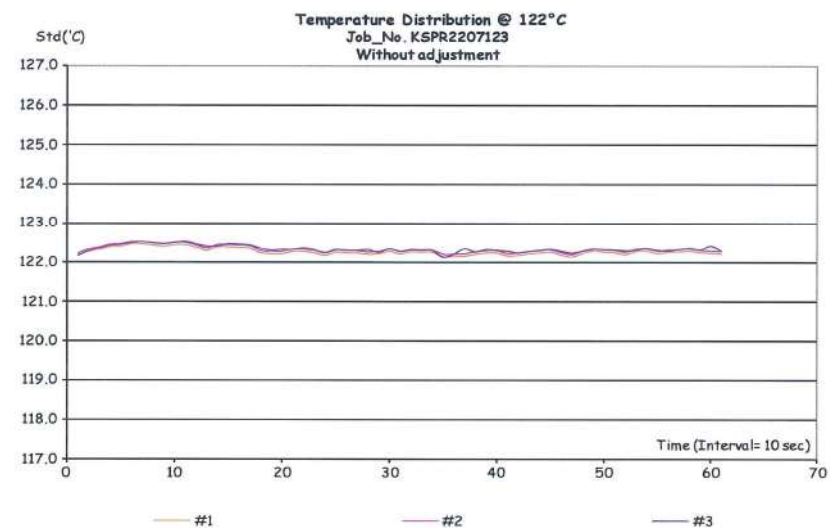
**เอกสารไม่ควบคุม**

SPCC-FM-C11-13: 05 Apr 2022





เอกสารไม่ควบคุม



เอกสารไม่ควบคุม

## ใบตรวจสอบสภาพเครื่องควบคุมอุณหภูมิ

เลขที่ใบงาน: KSPR2207123

ชนิดเครื่องมือ: Autoclave

รุ่น: CL-40L

หมายเลขเครื่อง: 810010

ตรวจสอบ (รับ)		รายการตรวจเช็ค	ตรวจสอบ (ส่ง)		หมายเหตุ
17 Jun 2022			17 Jun 2022		
ปกติ	ไม่ปกติ		ปกติ	ไม่ปกติ	
		General			
<input checked="" type="checkbox"/>	<input type="checkbox"/>	1. สายไฟ	<input checked="" type="checkbox"/>	<input type="checkbox"/>	
<input checked="" type="checkbox"/>	<input type="checkbox"/>	2. การทำงาน Main Switch	<input checked="" type="checkbox"/>	<input type="checkbox"/>	
<input checked="" type="checkbox"/>	<input type="checkbox"/>	3. การทำงาน Selector Key	<input checked="" type="checkbox"/>	<input type="checkbox"/>	
<input checked="" type="checkbox"/>	<input type="checkbox"/>	4. การแสดงผล Pressure & Temperature	<input checked="" type="checkbox"/>	<input type="checkbox"/>	
<input checked="" type="checkbox"/>	<input type="checkbox"/>	5. การทำงาน Timer	<input checked="" type="checkbox"/>	<input type="checkbox"/>	
<input checked="" type="checkbox"/>	<input type="checkbox"/>	6. วาล์วระบายน้ำทิ้ง (DRAIN )	<input checked="" type="checkbox"/>	<input type="checkbox"/>	
<input checked="" type="checkbox"/>	<input type="checkbox"/>	7. สภาพ Door seal	<input checked="" type="checkbox"/>	<input type="checkbox"/>	
<input checked="" type="checkbox"/>	<input type="checkbox"/>	8. ท่อระบายน้ำทิ้ง	<input checked="" type="checkbox"/>	<input type="checkbox"/>	
<input checked="" type="checkbox"/>	<input type="checkbox"/>	9. วาล์วแรงดัน ( EXHAUST )	<input checked="" type="checkbox"/>	<input type="checkbox"/>	
<input checked="" type="checkbox"/>	<input type="checkbox"/>	10. สภาพตัวเครื่อง	<input checked="" type="checkbox"/>	<input type="checkbox"/>	
<input checked="" type="checkbox"/>	<input type="checkbox"/>	11. สภาพแวดล้อม ณ สถานที่ตั้งเครื่อง	<input checked="" type="checkbox"/>	<input type="checkbox"/>	

ขอแนะนำ :

Mr. Atachai Ngamchanat  
Service Engineer

**เอกสารไม่ควบคุม**




TECHNOLOGY PROMOTION ASSOCIATION (THAILAND-JAPAN)  
CORPORATE SERVICES 3: EQUIPMENT CALIBRATION AND TESTING SERVICES  
534/4 PATTANAKARN ROAD SOI 18, SUANLUANG, SUANLUANG BANGKOK 10250  
TEL. 0-2717-3000-27 FAX. 0-2719-9484



Cert. No.: 22TM1121  
Page.: 1 of 3

## Certificate of Calibration

Equipment : Autoclave  
Manufacturer : ALP  
Model : CL-40L  
Serial No. : 807298  
ID No. : UAE.MIC.019/2560  
Submitted by : United Analyst and Engineering Consultant Co.,Ltd.  
3 Soi Udomsuk 41, Sukhumvit Road,  
Bangchak, Phrakhanong,  
Bangkok 10260  
Location : 301 Room  
Received Order : 11 July 2022  
Calibration Date : 11 July 2022  
Ambient Temperature : ( 26 ± 10 ) °C  
Relative Humidity : ( 50 ± 30 ) %  
Calibrated by : Preecha Hlahib  
Approved by :   
Approved Signatory  
( / ) Pornthippa Tameyakul  
( / ) Malee Butkruea  
( ) Suwit Imjai

Issue Date : 18 July 2022

The Uncertainties are for a confidence probability of approximately 95%

This certificate may not be reproduced other than in full, except with the prior written  
Approval of the head of Corporate Services 3: Equipment Calibration and Testing Services

**เอกสารไม่ควบคุม**



Equipment : Autoclave  
Condition As-Received : Used Item  
Reference : 2207-0245OC-7

Cert. No.: 22TM1121  
Page.: 2 of 3

#### Procedure Used :-

Calibration were conducted using in-house calibration procedure CP-OT03 according to direct measurement method with Data Acquisition which connected with Thermocouple Type T  
The temperature scale used was based on ITS-90.

#### Condition of this result of calibration

##### 1. Reference standard instrument:-

Instrument	Model	Serial No.	Cert. No.	Due Date
1 ) Data Acquisition	34070A	MY44060450	22LM46	20 Mar 2023

2. This certificate is valid only to the item calibrated on date and place of calibration.

3. This certification is traceable to the International System of Unit.

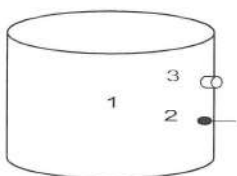
4. This result of calibration covers laboratory autoclaves for the sterilization of goods and material which could be infected with organisms categorized as Hazard Group 1, 2 and 3\*\*

(\* = Categorization of pathogens according to hazard and categories of containment, second edition, 1990 )  
It does not cover autoclaves for use with material infect with organisms in Hazard Group 4, for which complete containment and sterilization of infected condensate is considered to be essential.

This result of calibration does not apply to sterilizers or disinfectors used for medical, dental, pharmaceutical or veterinary purposes which are directly concerned with patient care, or those used for fabrics subjected to sterilization which are required to be dry at the end of cycle.

**Result of Calibration :-** ( \* ) Without Adjustment

**Function of UUC\* :** Temperature Source



	Environmental		
	( °C )	( %R.H. )	( Volt )
Beginning of Calibration	29	49	220
Finished of Calibration	32	48	220

Position	Description	Ref. Std. ID No.:
1 =	Center of chamber	22-14TC-01
2 =	Temperature sensor	22-14TC-02
3 =	Exhaust port	22-14TC-03

เอกสารไม่ควา



Equipment : Autoclave  
Condition As-Received : Used Item  
Reference : 2207-0245OC-7

Cert. No.: 22TM1121  
Page.: 3 of 3

**Result of Calibration :-** ( \* ) Without Adjustment

Operating parameter Set : Temperature = 115 °C  
Sterilization period = 15 minute

UUC* Setting ( °C )	UUC* Reading ( °C )	Position	Average* Standard Reading ( °C )	Stability ( ± °C )	Pressure Reading ( MPa )	Uncertainty ( ± °C )	Coverage Factor k
116	116	1	116.523	0.14	0.08	0.90	2
		2	116.566				
		3	116.440				

Operating parameter Set : Temperature = 121 °C  
Sterilization period = 30 minute

UUC* Setting ( °C )	UUC* Reading ( °C )	Position	Average* Standard Reading ( °C )	Stability ( ± °C )	Pressure Reading ( MPa )	Uncertainty ( ± °C )	Coverage Factor k
122	122	1	122.503	0.19	0.12	0.91	2
		2	122.637				
		3	122.558				

**Average\* :** The average of 30 values in each position.

**Stability :** One-half of the greatest maximum difference of measured temperature at any one probe.

**UUC\* :** Unit Under Calibration

**Note :** The reported uncertainty of measurement was included stability and excluded uniformity .

The reported uncertainty of measurement was based on a standard uncertainty multiplied by a coverage factor  $k$ , providing a level of confidence of approximately 95 %.

-o0o-

เอกสารไม่ควา






TECHNOLOGY PROMOTION ASSOCIATION (THAILAND-JAPAN)  
CORPORATE SERVICES 3: EQUIPMENT CALIBRATION AND TESTING SERVICES  
534/4 PATTANAKARN ROAD SOI 18, SUANLUANG, SUANLUANG BANGKOK 10250  
TEL. 0-2717-3000-29 FAX. 0-2719-9484



Cert. No.: 23TM763  
Page : 1 of 3

## Certificate of Calibration

**Equipment :** Autoclave  
**Manufacturer :** ALP  
**Model :** CL-40L  
**Serial No. :** 808763  
**ID No. :** UAE.MIC.026/2563  
**Submitted by :** United Analyst and Engineering Consultant Co.,Ltd.  
3 Soi Udomsuk 41, Sukhumvit Road,  
Bangchak, Phrakhanong,  
Bangkok 10260  
**Location :** Microbiology Laboratory (301)  
**Received Order :** 27 April 2023  
**Calibration Date :** 27 April 2023  
**Ambient Temperature :** ( 26 ± 10 ) °C  
**Relative Humidity :** ( 50 ± 30 ) %  
**Calibrated by :** Preecha Hlahib  
**Approved by :**   
Approved Signatory  
( ) Pornthippa Tameyakul  
(✓) Malee Butkruea  
( ) Suwit Imjai  
**Issue Date :** 11 May 2023

The Uncertainties are for a confidence probability of approximately 95%

This certificate may not be reproduced other than in full, except with the prior written  
Approval of the head of Corporate Services 3 : Equipment Calibration and Testing Services.

เอกสารไม่ควบคุม

A 0053944



**Equipment :** Autoclave  
**Condition As-Received :** Used Item  
**Reference :** 2304-04610C-2  
**Procedure Used :-**

Cert. No.: 23TM763  
Page : 2 of 3

Calibration were conducted using in-house calibration procedure CP-OT03 according to direct measurement method with Data Acquisition which connected with Thermocouple Type T  
The temperature scale used was based on ITS-90.

### Condition of this result of calibration

1. Reference standard instrument:-

Instrument	Model	Serial No.	Cert. No.	Due Date
1 ) Data Acquisition	34972A	MY59003411	22LM165	26 Nov 2023

2. This certificate is valid only to the item calibrated on date and place of calibration.

3. This certification is traceable to the International System of Unit.

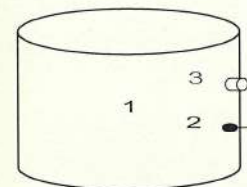
4. This result of calibration covers laboratory autoclaves for the sterilization of goods and material which could be infected with organisms categorized as Hazard Group 1, 2 and 3\*\*

(\*\* = Categorization of pathogens according to hazard and categories of containment, second edition, 1990 )  
It does not cover autoclaves for use with material infect with organisms in Hazard Group 4, for which complete containment and sterilization of infected condensate is considered to be essential.

This result of calibration does not apply to sterilizers or disinfectors used for medical, dental, pharmaceutical or veterinary purposes which are directly concerned with patient care, or those used for fabrics subjected to sterilization which are required to be dry at the end of cycle.

**Result of Calibration :-** ( \* ) Without Adjustment

**Function of UUC\* :** Temperature Source



	Environmental		
	( °C )	( %R.H. )	( Volt )
Beginning of Calibration	27	60	220
Finished of Calibration	27	58	220

Position	Description	Ref. Std. ID No.:
1 =	Center of chamber	18-20TC-04
2 =	Temperature sensor	18-20TC-05
3 =	Exhaust port	18-20TC-06

เอกสารไม่ควบคุม

a 1159968



Equipment : Autoclave  
Condition As-Received : Used Item  
Reference : 2304-0461OC-2  
Result of Calibration :- ( \* ) Without Adjustment  
Function of UUC\* : Temperature Source

Cert. No.: 23TM763  
Page : 3 of 3

Operating parameter Set : Temperature = 115.0 °C  
Sterilization period = 15 minute

UUC* Setting ( °C )	UUC* Reading ( °C )	Position	Average* Standard Reading ( °C )	Stability ( ± °C )	Pressure Reading ( MPa )	Uncertainty ( ± °C )	Coverage Factor <i>k</i>
115.0	115.0	1	115.213	0.22	0.08	0.75	2
		2	115.166				
		3	115.260				

Operating parameter Set : Temperature = 121.0 °C  
Sterilization period = 30 minute

UUC* Setting ( °C )	UUC* Reading ( °C )	Position	Average* Standard Reading ( °C )	Stability ( ± °C )	Pressure Reading ( MPa )	Uncertainty ( ± °C )	Coverage Factor <i>k</i>
121.0	121.0	1	121.260	0.29	1.1	0.75	2
		2	121.224				
		3	121.284				

Average\* : The average of 30 values in each position.

Stability : One-half of the greatest maximum difference of measured temperature at any one probe.

UUC\* : Unit Under Calibration

Note : The reported uncertainty of measurement was included stability and excluded uniformity .

The reported uncertainty of measurement was based on a standard uncertainty multiplied by a coverage factor *k*, providing a level of confidence of approximately 95 %.

-o0o-

เอกสารไม่ควบคุม

a 1159967